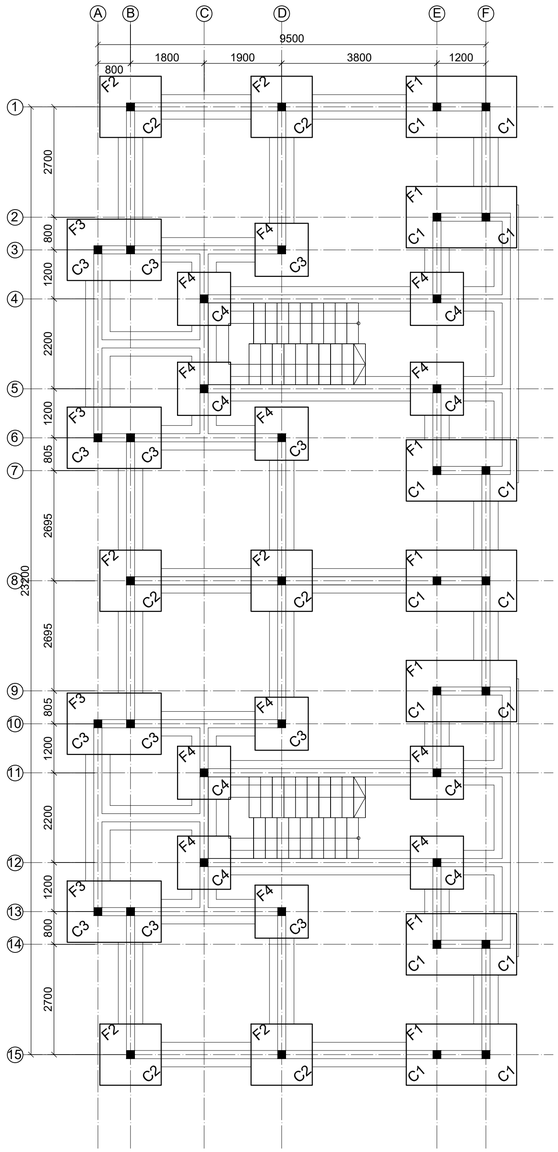

FOUNDATION LAYOUT
(SCALE 1:75)

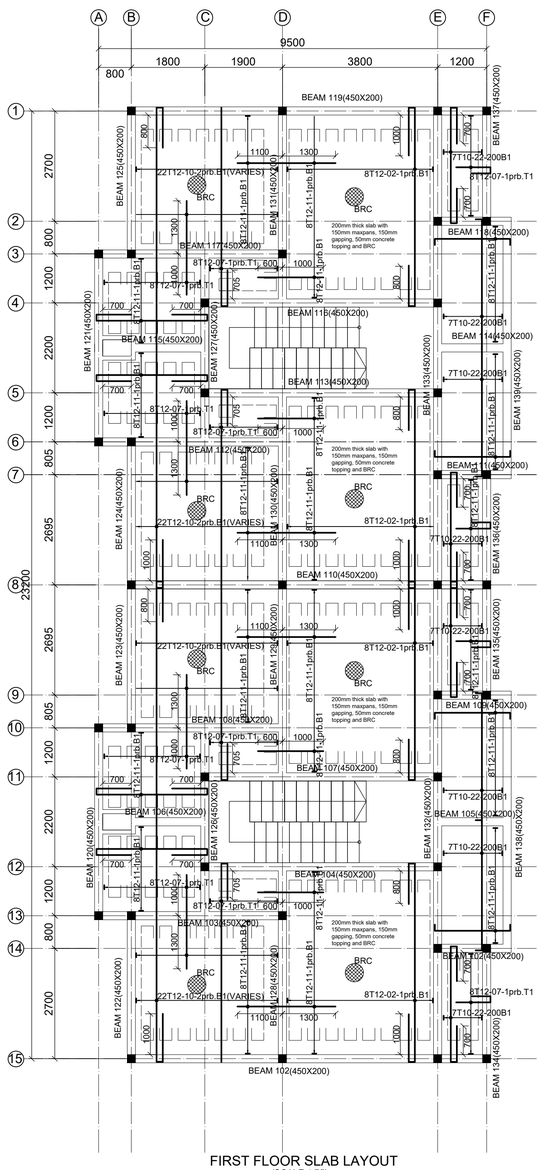

FIRST FLOOR SLAB LAYOUT
(SCALE 1:75)

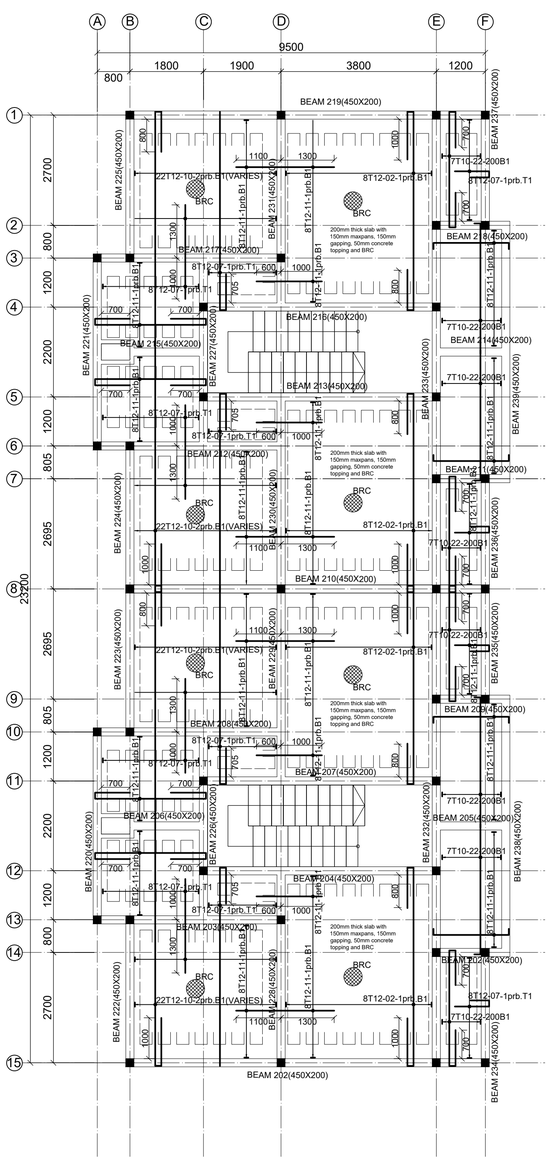

SECOND FLOOR SLAB LAYOUT
(SCALE 1:75)

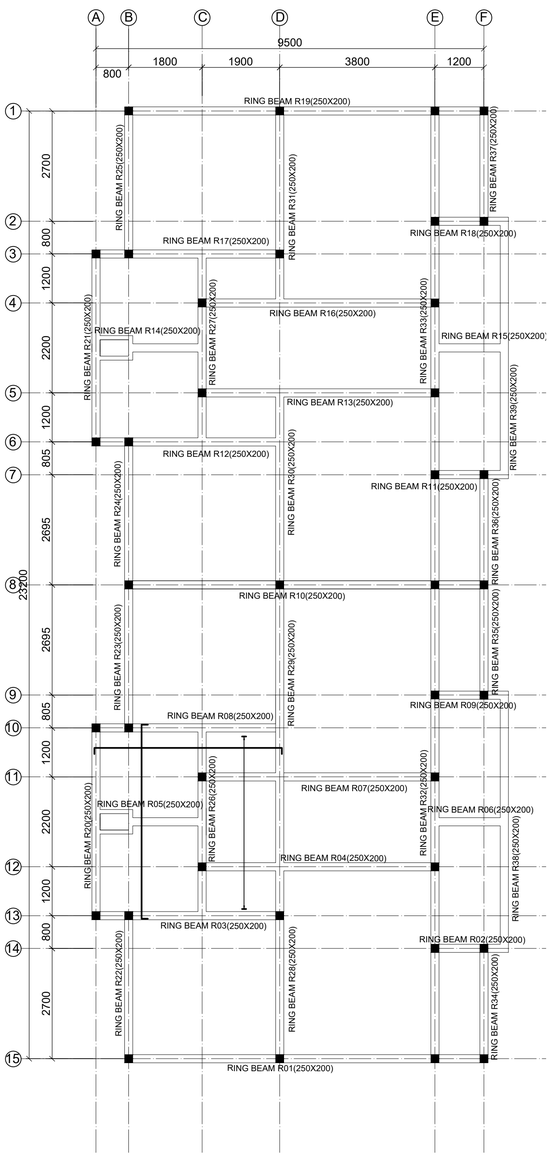

RING BEAM LAYOUT
(SCALE 1:75)

GENERAL CONCRETE NOTES.

1. FOUNDATIONS SHALL GENERALLY BE TAKEN DOWN 1500mm BELOW EXISTING GROUND LEVEL AND ALL EXCAVATIONS MUST BE CONFIRMED BY THE ENGINEER BEFORE CONCRETE BLINDING IS LAID.
2. BACK FILL MATERIAL TO BE APPROVED MARRAM AND COMPACTED IN 200mm MAX LAYERS 95%MDD.
3. CONCRETE MIXES:
   a) MASS CONCRETE TO HAVE A MINIMUM WORKS CUBE STRENGTH OF 15N/sqmm AT 28 DAYS WITH 25mm MAXIMUM AGGRIGATE SIZE.
   b) REINFORCED CONCRETE TO HAVE A MINIMUM WORKS CUBE STRENGHT OF 25 N/sqmm AT 28 DAYS WTH 20mm MAXIMUM AGGRIGATE SIZE.
4. REINFORCEMENTS.
   a) HIGH YIELD BARS, DESIGNATED ON THESE DRWS. TO BE RIBBED COLD FORMED BARS TO BS 4461.
   b) MILD STEEL TO BE ROUND BARS TO BS 4449.
   c) MESH REINFORCEMENTS TO COMPLY WITH THE REQUIREMENTS OF BS 4483.
5. MINIMUM COVER TO ALL STEEL IN:
   FOUNDATIONS, STUB COLUMNS & GROUND BEAMS=40mm
   SLABS =25mm
   BEAMS =25mm
   COLUMNS =30mm
6. ALL DIMENSIONS ARE IN METRIC MILLIMETERS.

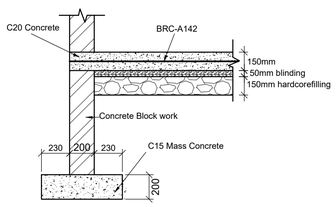

SECTION THRU WALL FOOTING
(SCALE 1:25)



TYPICAL SECTION THRU MAXSPAN SLAB
(SCALE 1:25)

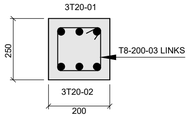

TYPICAL SECTION THRU
INNER RINGBEAMS (250X200)
(SCALE 1:10)

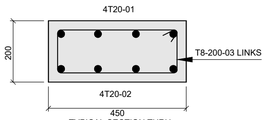

TYPICAL SECTION THRU
BEAM 107A (200X450)
(SCALE 1:10)

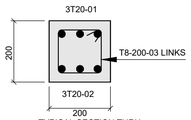

TYPICAL SECTION THRU
BEAM 110(200X200)
(SCALE 1:10)

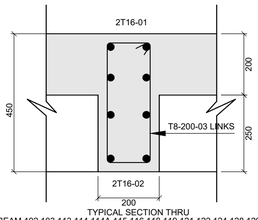

TYPICAL SECTION THRU
BEAM 102,103,113,114,114A,115,116,118,119,121,122,124,128,129,131 (450X200)
BEAM 202,203,207B,210,212,213,214,215,216,217,217A,218,219,220,221,222,224,227,230,231 (450X200)
(SCALE 1:10)

General Notes:

This drawing must be read in conjuction with the Achitect's drawing.Reinforcement Steel and concrete Specifications.
For bar bending schedule see sheet nos.

MEMBER	CONCRETE GRADE	CONCRETE COVER MM	Works Cube Strength N/mm2	
			7 days	28 days
	25N/mm2	25	16.5	25
	25N/mm2	25	16.5	25
	25N/mm2	25	16.5	25
	25N/mm2	25	16.5	25
	25N/mm2	25	16.5	25

CLIENT:	NANDAWULA ANNE KABALI P.O BOX ..., KAMPALA	ARCHITECT:	ARCH. SINABULYA EMMANUEL P.C. NO 223, KAMPALA

PROJECT: PROPOSED RESIDENTIAL APARTMENTS ON PLOT 1700, BLOCK 221, NAALYA, NAMUGONGO DIVISION, KIRA MUNISPALITY, WAKISO DISTRICT

TITLE: FLOOR LAYOUT, FOUNDATION DETAIL, AND SECTIONAL DETAILS

SCALES:	DATE:	DESIGNED BY: OE	CHCKD/APPR BY:	JOB NO.	DWG No. 01
AS SHOWN	APRIL 2023	DRAWN BY: OE			