

Annex 1: Harmonized modern Top Bar Beehives specifications:



3.1 PARTS OF BEE HIVE AND ITS DIMENSIONS

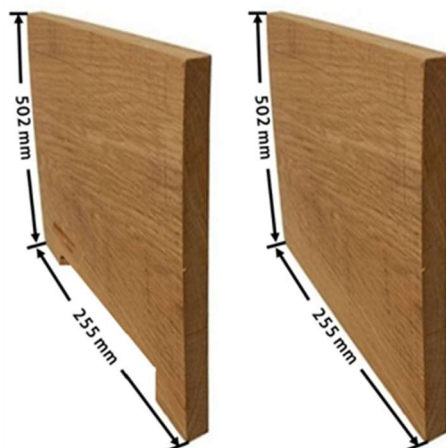



- A. Front and back side
- B. Top-bar
- C. Door/ entrance
- D. Sides
- E. Base/ body
- F. Top cover




A. Front and back side

Dimensions 502x255 mm




B. Bar (Top-bar)

- Dimensions 480x32 mm
- One hive contains 21 bars.
- Place the groove in the center of the width of the bar as shown in the drawing below. The size of the groove is 2x2 mm.



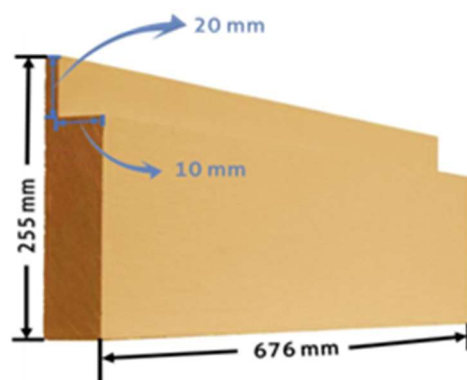
C. Door/ entrance

- Width: 8 mm
- Length: 100 - 150 mm
- The Door should be at the bottom center of the front side of beehive.



D. Sides of beehive

- Dimension 672x255 mm
- Rabbet at the top inner side of wood: 20x10 mm



F. Top cover

- Inner dimensions (see photo below): 732x522 mm
- Use iron sheet as cover to protect beehive from rain water.
- Put plywood inside before the iron sheet to reduce heat inside of the beehive.



E. Base/ Bottom of beehive

- Dimension 732x502 mm

