



**Belgium**  
partner in development

Rehabilitation and/or creation of STEM Labs in schools in the West Bank

**PSE22001-10070**

**Lot 2: Eight STEM Labs in Middle and Northern Governorates**

**Consultant**

**Implemented By**



Address:	Ramallah Hospital Str, Rising Towers Office Building
Tel.:	+970 2 2414948
Email:	HQURT@glob-consult.com



REVISION [01]

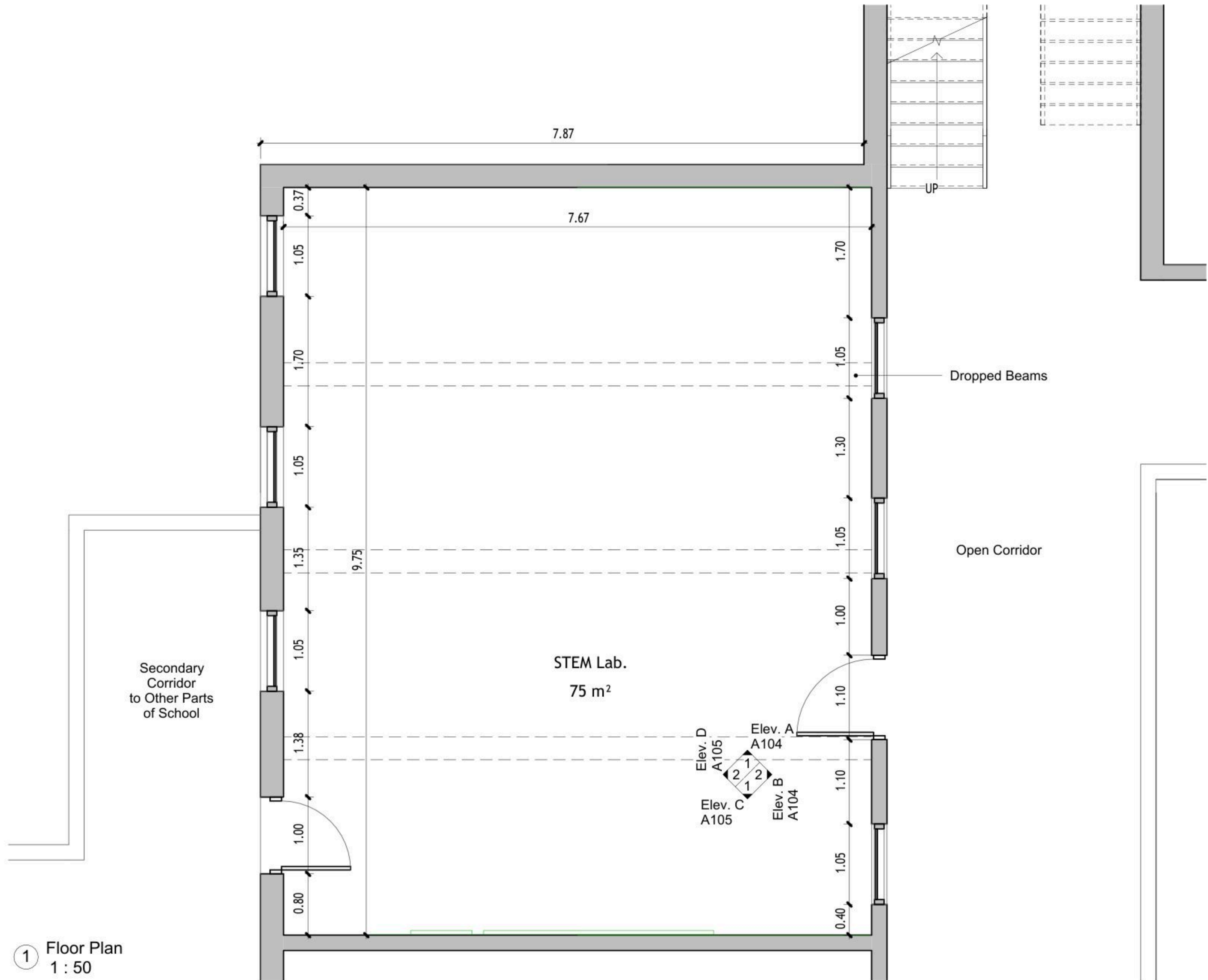
Wednesday, December 5, 2025

Design and supervision consultancy for rehabilitation and/or creation of  
STEM Labs in schools in the West Bank

Adawiya Secondary Girls School

**Enabel** 

  
Globe  
Consultants  
Architects and Engineers



1 Floor Plan  
1 : 50

DRAWING NOTES:

---

Contracting Authority:

**Enabel**

**Enabel**

---

CONSULTANT:

**GLOB CONSULTANTS**

Qaddura Street  
Ramallah, Palestine  
Tel 022982405  
email: hqurt@glob-consult.com

**Globe Consultants**  
Architects and Engineers

---

THIS DRAWING IS THE COPYRIGHT OF GLOB. CONSULTANTS AND MUST NOT BE RETAINED, COPIED OR USED WITHOUT THE CONSULTANTS' AUTHORIZATION

Rev.	Description	App. by	Date

---

DESIGNED BY:

APPROVED BY: Dr. Husni Qurt

DWG ISSUE DATE: 9/15/2025

---

PROJECT:

**Eight STEM Labs in Middle and Northern Governorates**

**PSE22001-10070**

---

Adawiya Secondary Girls School

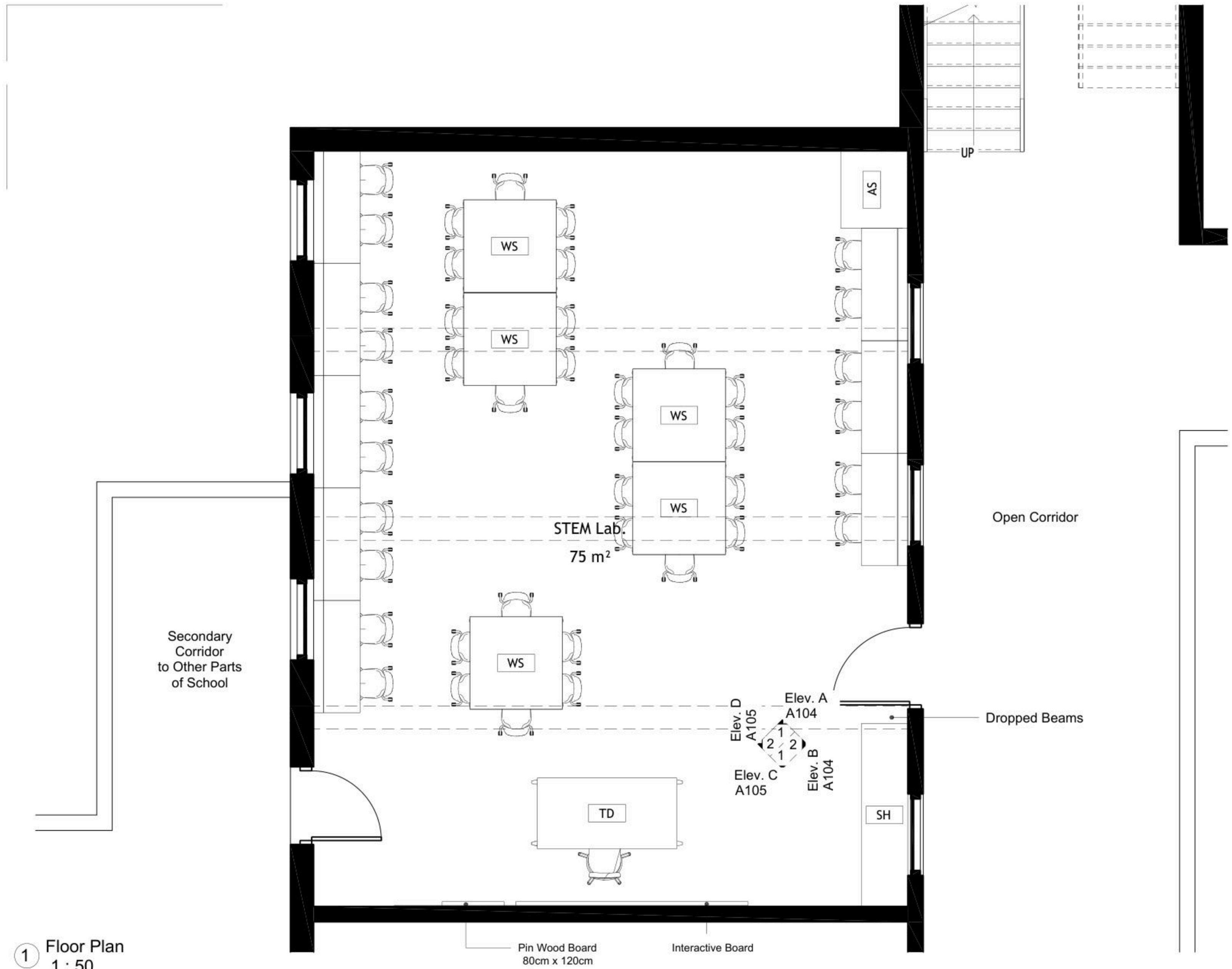
---

DRAWING TITLE:

**Dimensions Plan**

---

JOB #	DWG # <b>A101</b>	BLOCK # <b>00</b>
SCALE: 1 : 50	Sht. of	REV. #



1 Floor Plan  
1 : 50

**DRAWING NOTES:**

Co-tracting Authority:  
**Enabel**  
**Enabel**

CONSULTANT:  
**GLOB CONSULTANTS**  
 Qaddura Street  
 Ramallah, Palestine  
 Tel 022982405  
 email: hqurt@glob-consult.com

**Globe Consultants**  
 Architects and Engineers

THIS DRAWING IS THE COPYRIGHT OF GLOB. CONSULTANTS AND MUST NOT BE RETAINED, COPIED OR USED WITHOUT THE CONSULTANTS' AUTHORIZATION

Rev.	Description	App. by	Date

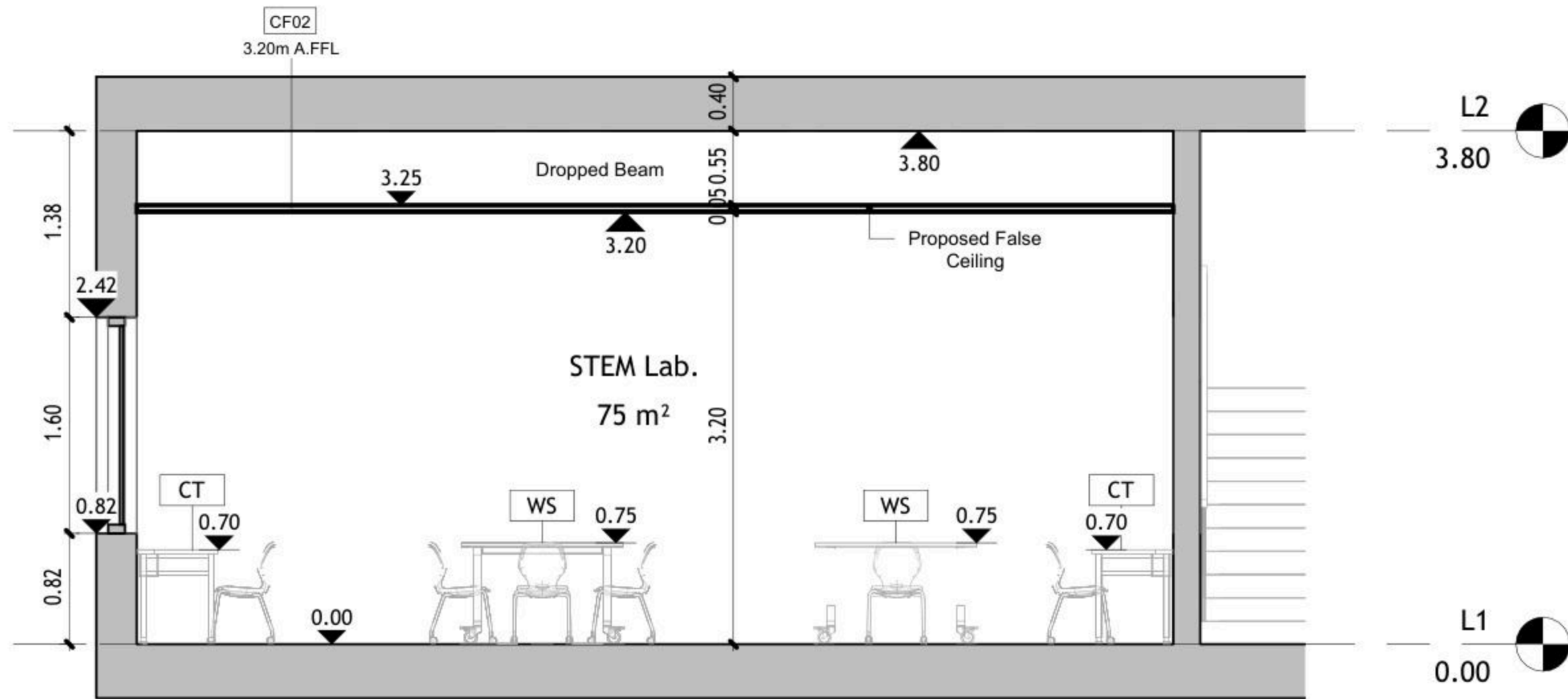
**DESIGNED BY:**  
**APPROVED BY:** Dr. Husni Qurt  
**DWG ISSUE DATE:** 9/15/2025

PROJECT:  
**Eight STEM Labs in Middle and Northern Governorates**

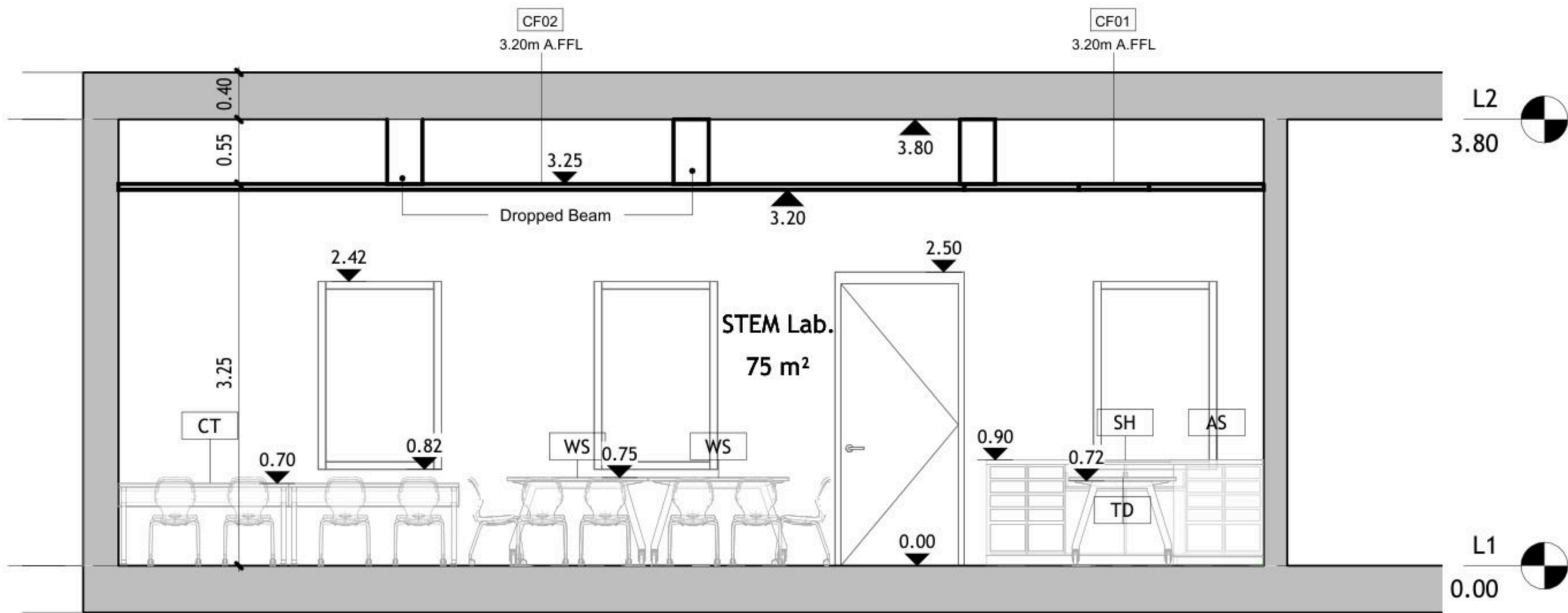
Adawiya Secondary Girls School

**DRAWING TITLE:**  
**Furniture Plan**

JOB #	DWG # <b>A102</b>	BLOCK # <b>00</b>
SCALE: 1 : 50	Sht. of	REV. #



① Elev. A  
1 : 50



② Elev. B  
1 : 50

DRAWING NOTES:

Contracting Authority:

Enabel



CONSULTANT:

**GLOB CONSULTANTS**

Qaddura Street  
Ramallah, Palestine  
Tel 022982405  
email: hqurt@glob-consult.com



THIS DRAWING IS THE COPYRIGHT OF GLOB. CONSULTANTS AND MUST NOT BE RETAINED, COPIED OR USED WITHOUT THE CONSULTANTS' AUTHORIZATION

Rev.	Description	App. by	Date

DESIGNED BY:

APPROVED BY: Dr. Husni Qurt

DWG ISSUE DATE: 9/15/2025

PROJECT:

Eight STEM Labs in Middle and Northern Governorates

**PSE22001-10070**

Adawiya Secondary Girls School

DRAWING TITLE:

**Internal Elevations**

JOB #	DWG # <b>A104</b>	BLOCK # <b>00</b>
SCALE: 1 : 50	Sht. of	REV. #

DRAWING NOTES:

Contracting Authority:

Enabel



CONSULTANT:

**GLOB CONSULTANTS**

Qaddura Street  
Ramallah, Palestine  
Tel 022982405  
email: hqurt@glob-consult.com



THIS DRAWING IS THE COPYRIGHT OF GLOB. CONSULTANTS AND MUST NOT BE RETAINED, COPIED OR USED WITHOUT THE CONSULTANTS' AUTHORIZATION

Rev.	Description	App. by	Date

DESIGNED BY:

APPROVED BY: Dr. Husni Qurt

DWG ISSUE DATE: 9/15/2025

PROJECT:

Eight STEM Labs in Middle and Northern Governorates

**PSE22001-10070**

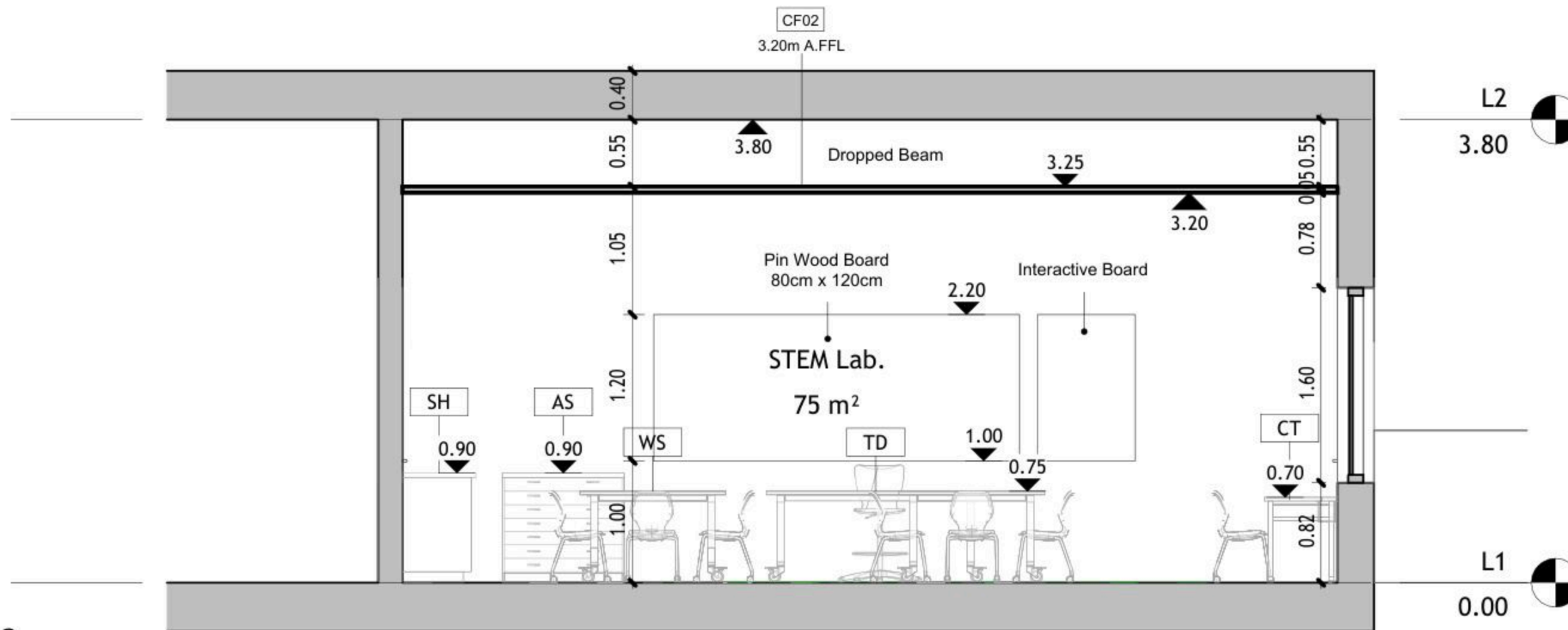
Adawiya Secondary Girls School

DRAWING TITLE:

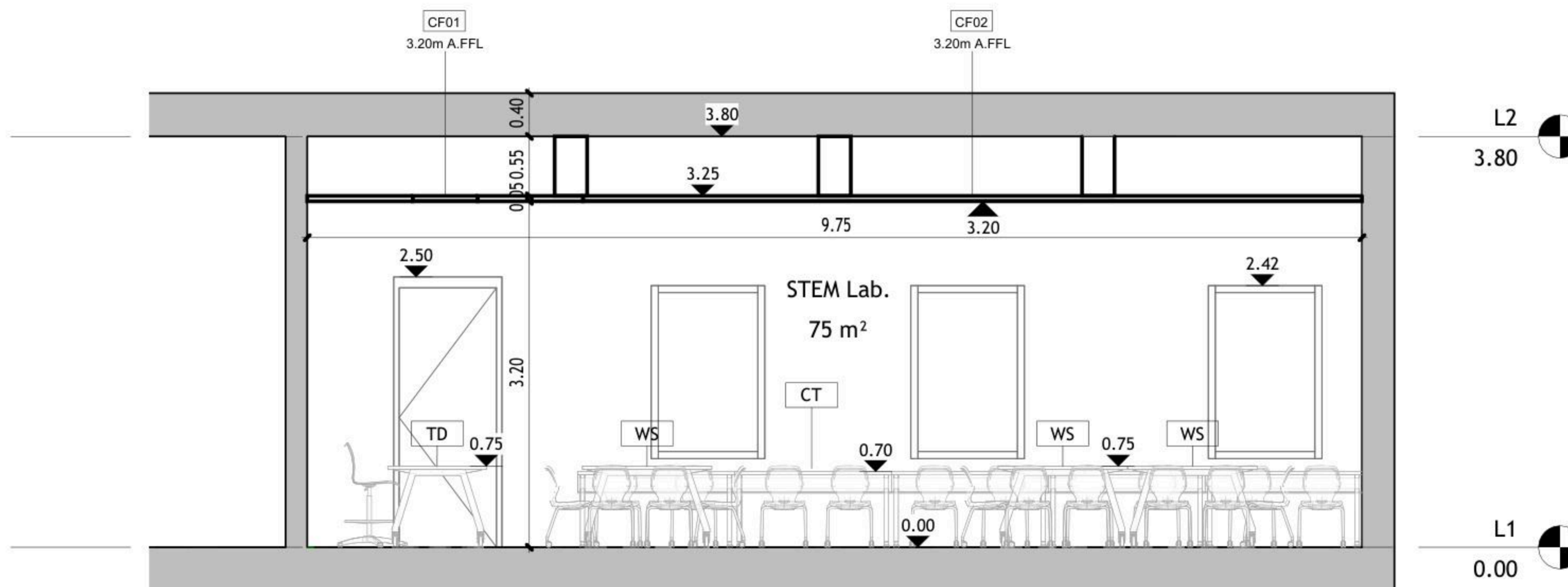
**Internal Elevations**

JOB #	DWG #	BLOCK #
	<b>A105</b>	<b>00</b>
SCALE:	Sheet # of	REV. #
1 : 50		

① Elev. C  
1 : 50



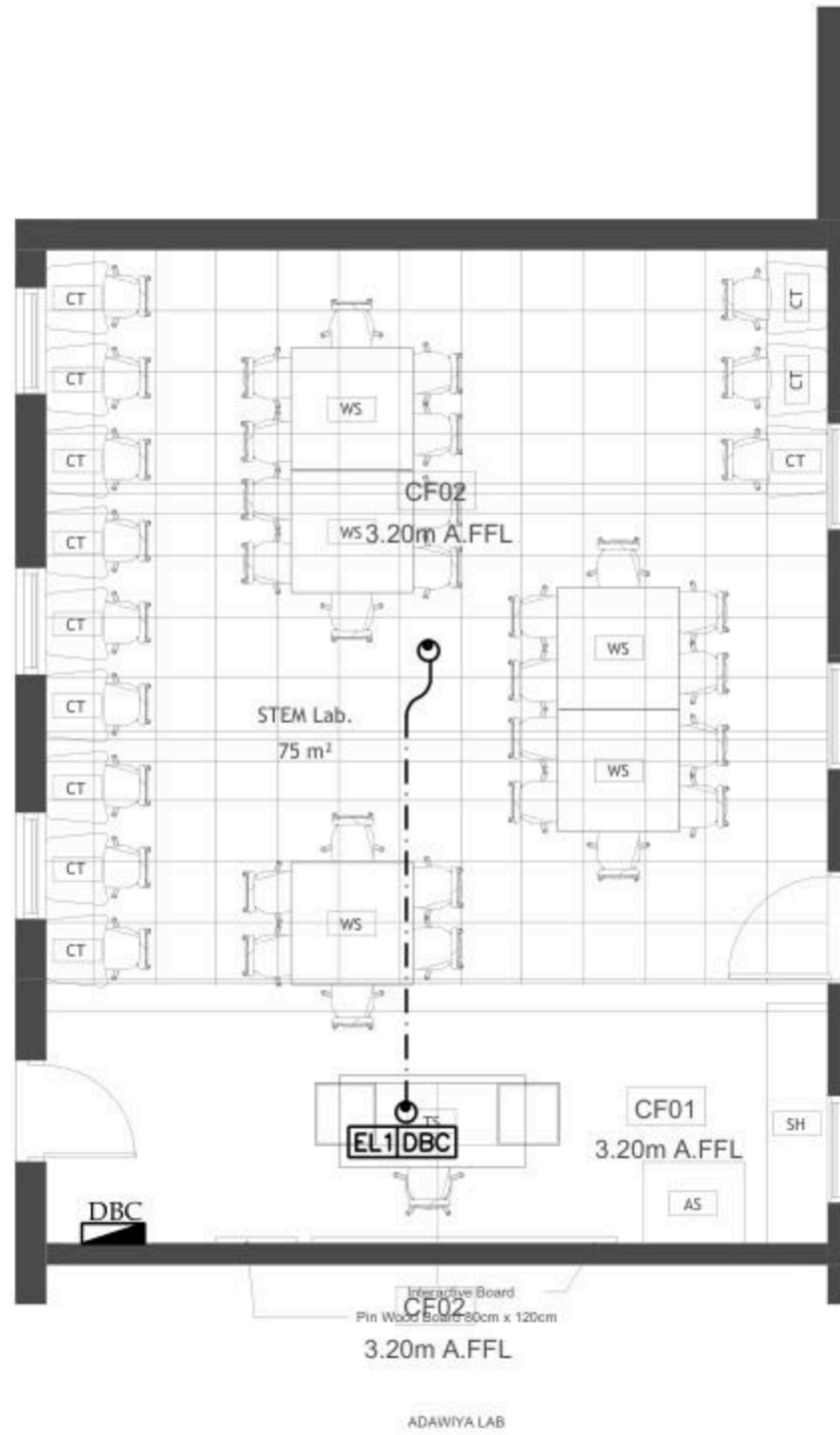
② Elev. D  
1 : 50







NOTES



No.	DATE	DESCRIPTION
1		
2		
3		
4		
5		

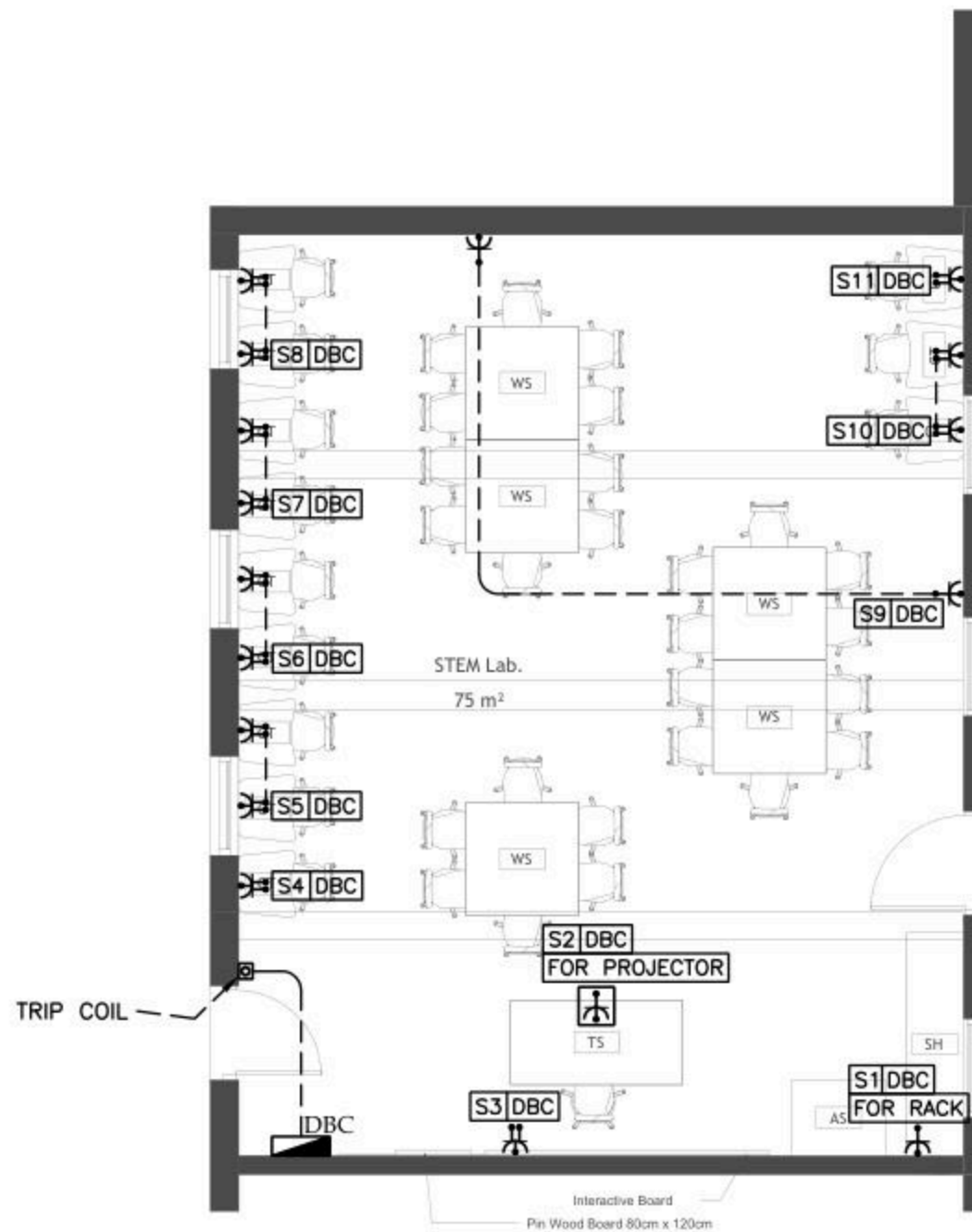
**Orbit** Ramallah  
 Tel. Fax 02-2967876  
 E-Mail : info@orbit.ps  
 Website : www.orbit.ps  
**Orbit Consultant Engineers**

**Electrical Engineering**  
 Designed by: E.E. Osama Abu Ali  
 Drawn by: I. Samir  
 Checked by: E.E. Abdel Hady Ali  
 Approved by: E.E. Amr Abdel Samir

**ADAWIYA DESIGN**

**EMERGENCY LIGHTING LAYOUT**

Date:	06.11.2025	<b>E 201</b>
Scale:	1/100	
City:	RAMALLAH	
Ref:	GLOBE	



NOTES

No	DATE	DESCRIPTION
1		
2		
3		
4		
5		



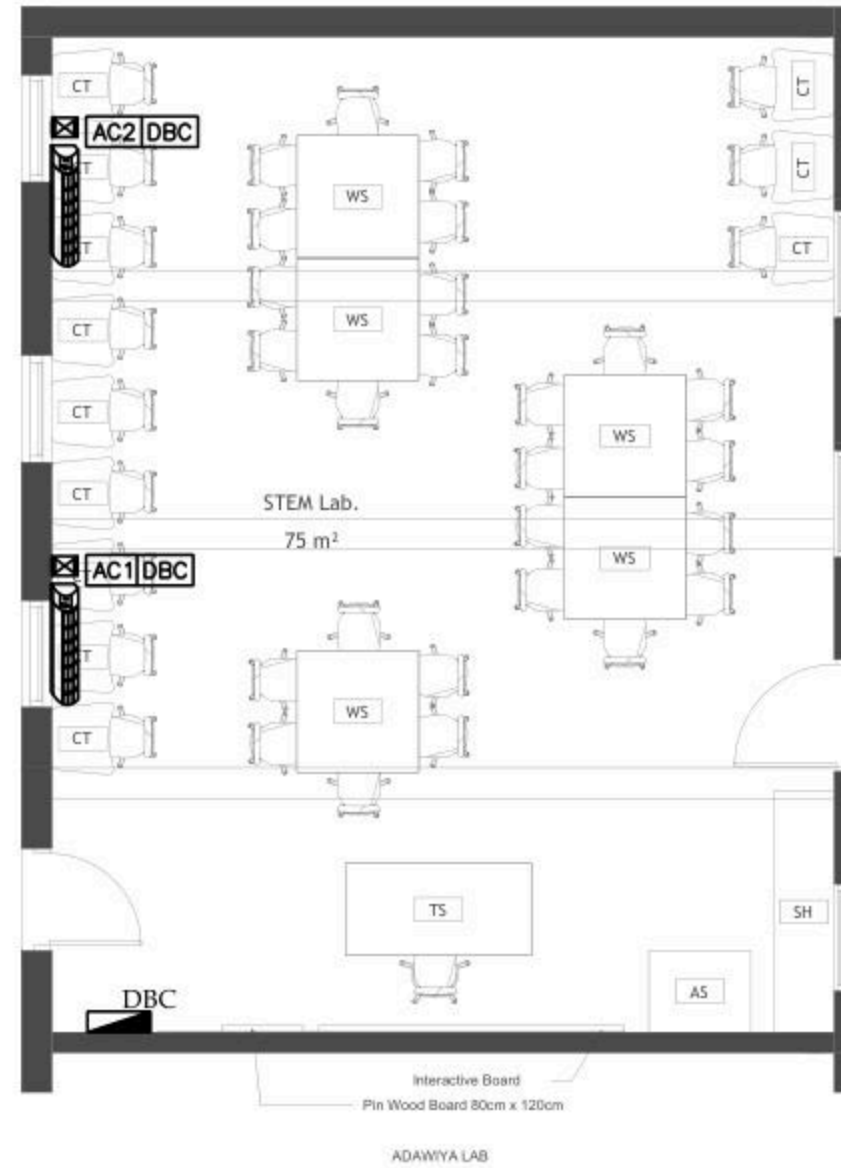
Ramallah  
Tel. Fax 02-2967876  
E-Mail : info@orbit.ps  
Website : www.orbit.ps  
Orbit Consultant Engineers

Electrical Engineering  
Designed by: E.E. Osama Abu Ali  
Drawn by: E. Sagem  
Checked by: E.E. Abdel Hady Abu  
Approved by: E.E. Amr Abdel Samir  
*[Signature]*  
ADAWIYA DESIGN

POWER LAYOUT

Date:	06.11.2025	<b>E 301</b>
Scale:	1/100	
City:	RAMALLAH	
Ref:	GLOBE	

NOTES



No.	DATE	DESCRIPTION
1		
2		
3		
4		
5		

**Orbit** Ramallah  
 Tel. Fax 02-2967876  
 E-Mail : info@orbit.ps  
 Website : www.orbit.ps  
**Orbit Consultant Engineers**

**Electrical Engineering**  
 Designed by: E.E. Osama Abu Ali  
 Drawn by: E.E. Osama Abu Ali  
 Checked by: E.E. Osama Abu Ali  
 Approved by: E.E. Osama Abu Ali

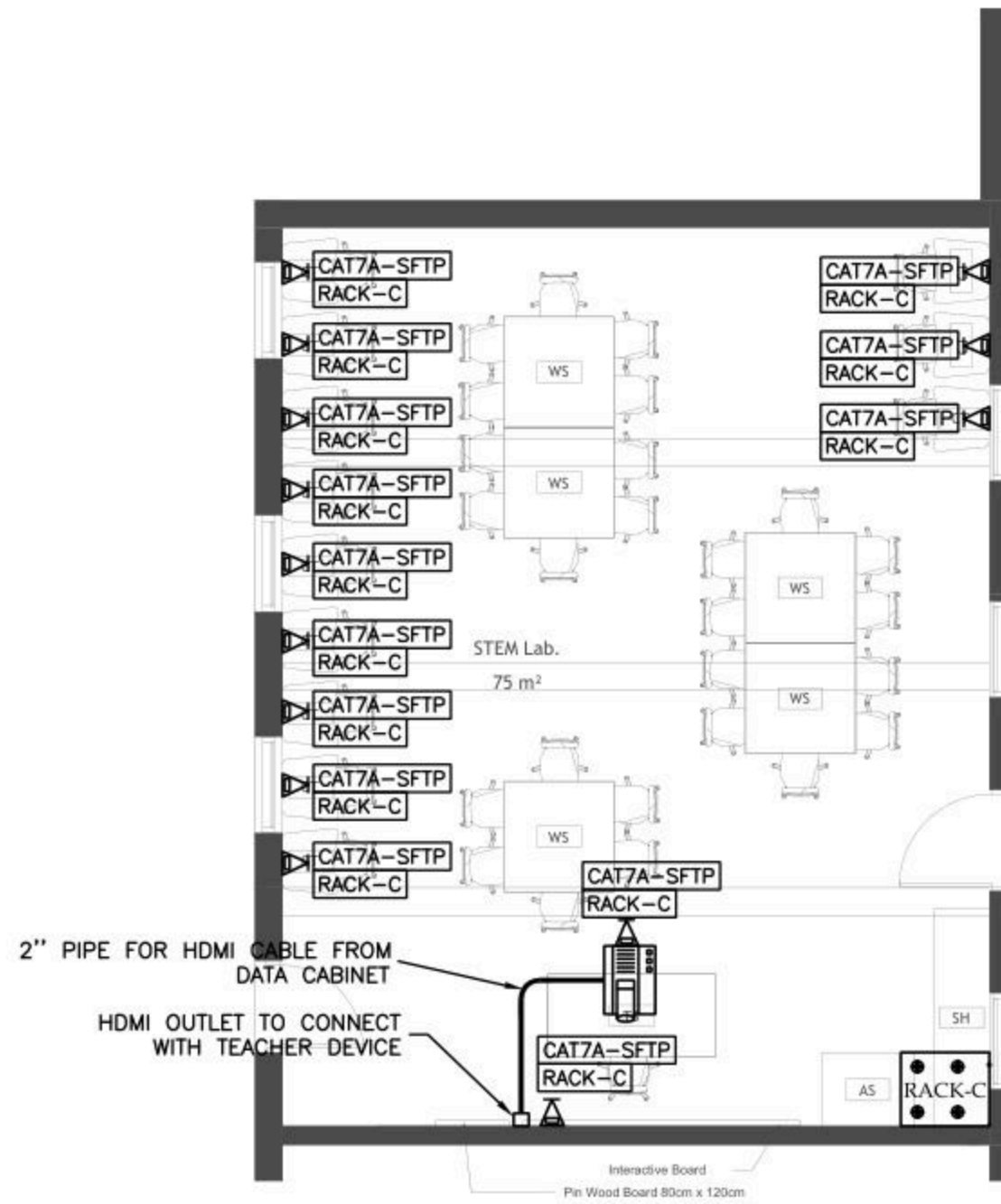
**ADAWIYA DESIGN**

**POWER FOR MECH**

Date: 06.11.2025  
 Scale: 1/100  
 City: RAMALLAH  
 Ref: GLOBE

**E 401**

NOTES



ADAWIYA LAB

No.	DATE	DESCRIPTION
1		
2		
3		
4		
5		



Ramallah  
Tel. Fax 02-2967876  
E-Mail : info@orbit.ps  
Website : www.orbit.ps  
Orbit Consultant Engineers

Electrical Engineering

Designed by: E.E. Osama Abu Ali

Drawn by: I. Saqan

Checked by: E.E. Abdel Hady Abu

Approved by: E.E. Amr Abdel Samir

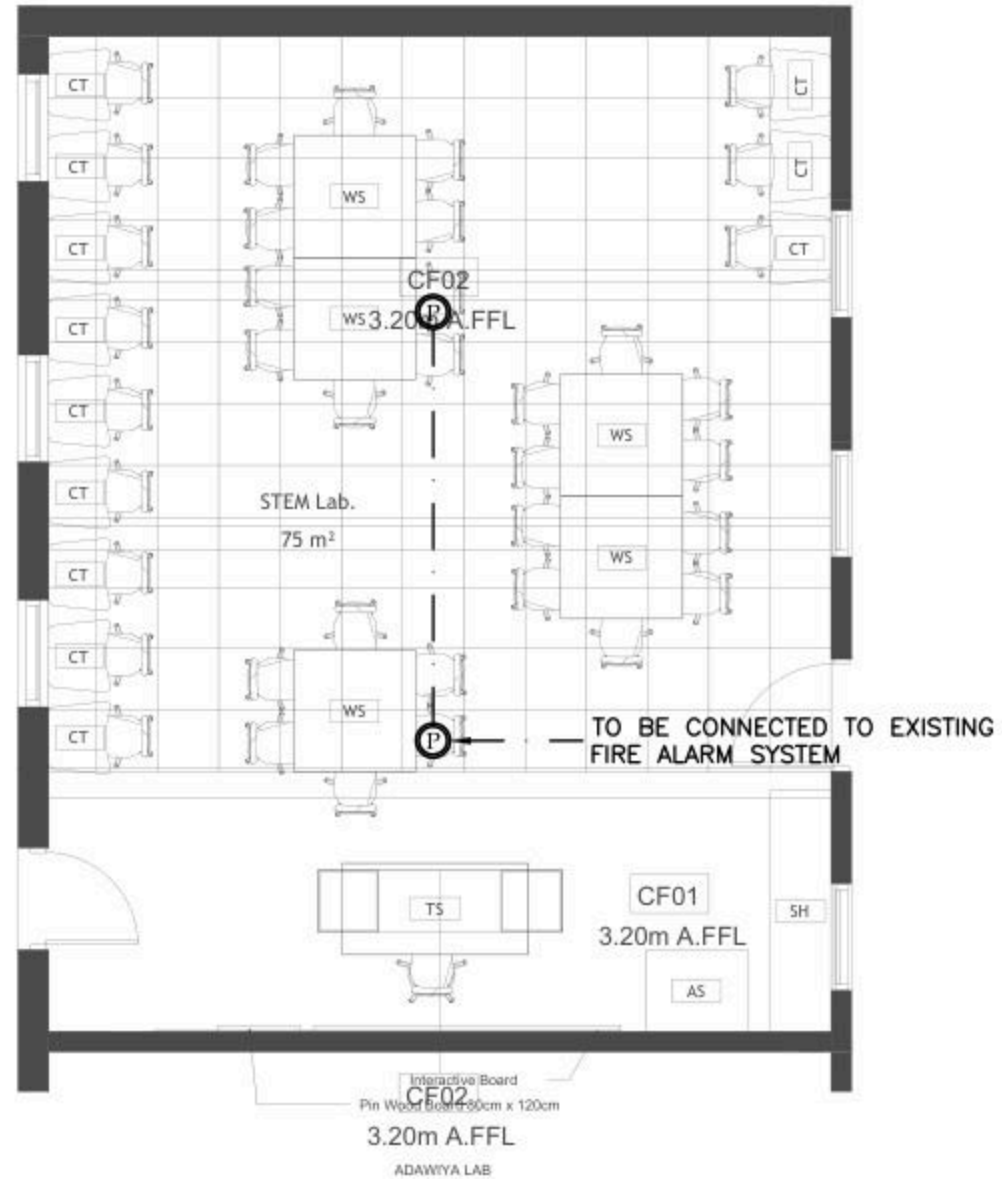
ADAWIYA DESIGN

LOW VOLTAGE LAYOUT

Date:	06.11.2025
Scale:	1/100
City:	RAMALLAH
Ref:	GLOBE

E 501

NOTES



No.	DATE	DESCRIPTION
1		
2		
3		
4		
5		



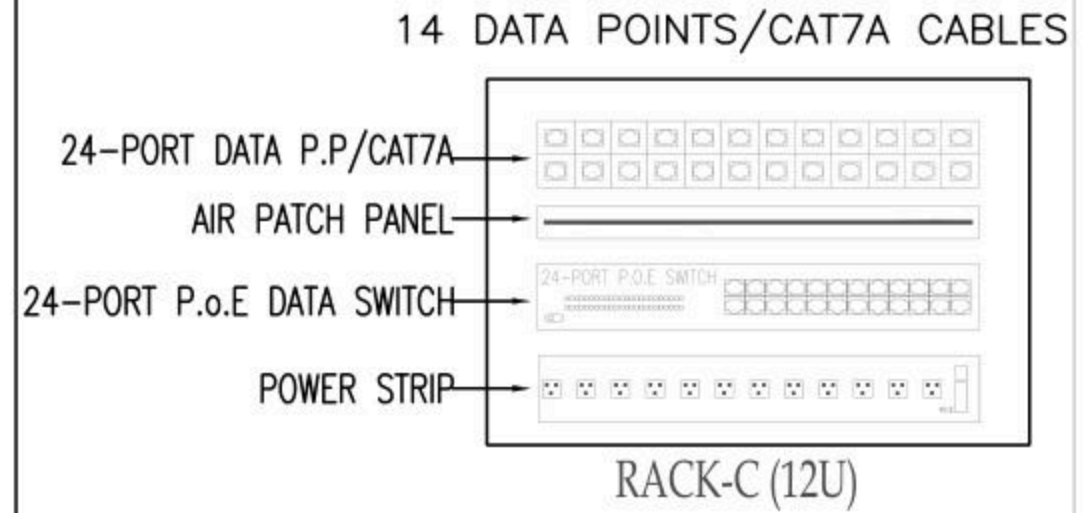
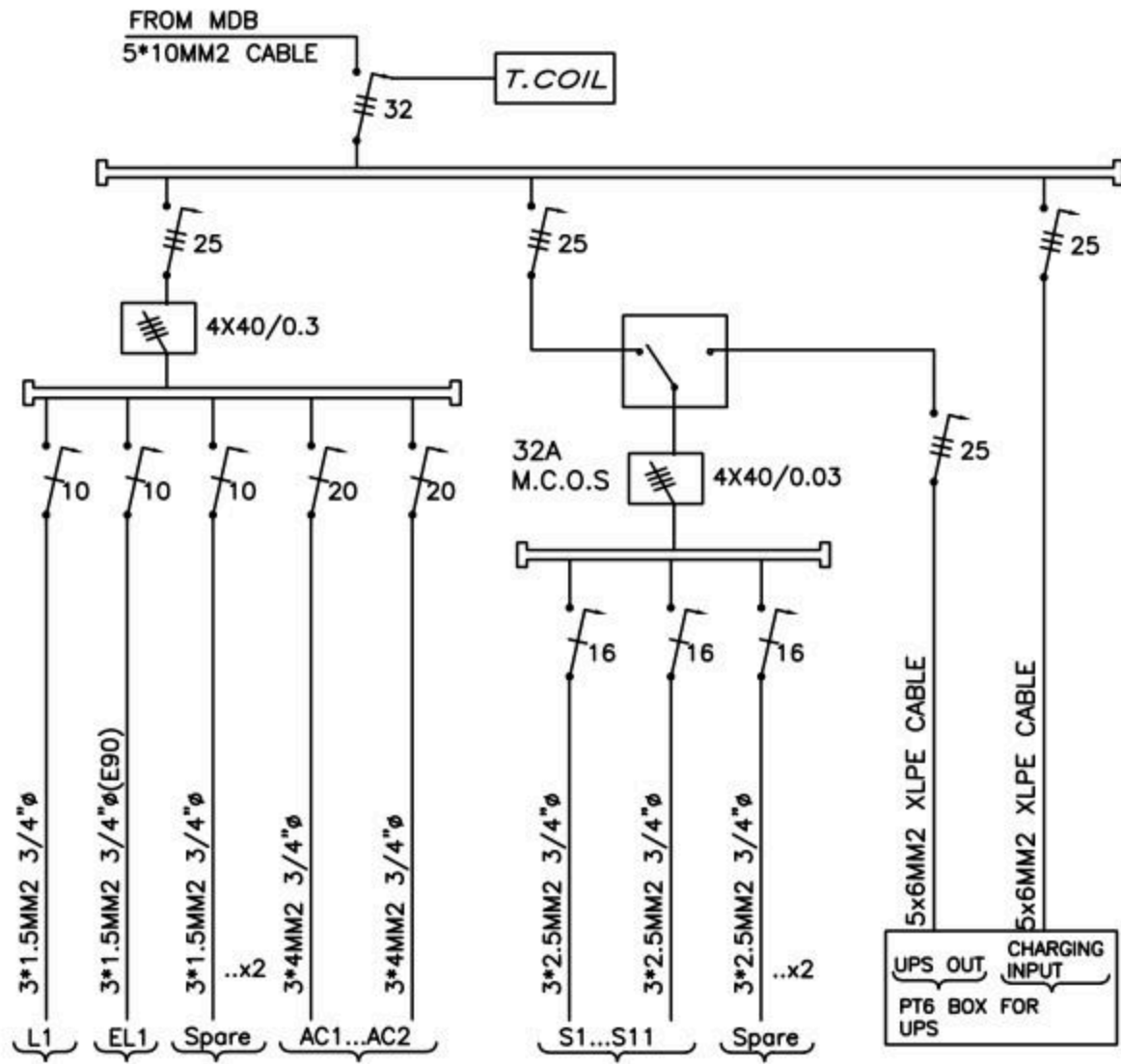
Ramallah  
Tel. Fax 02-2967876  
E-Mail : info@orbit.ps  
Website : www.orbit.ps  
**Orbit Consultant Engineers**

**Electrical Engineering**  
Designed by: E.E. Osama Abu Ali  
Drawn by: E.E. Osama Abu Ali  
Checked by: E.E. Osama Abu Ali  
Approved by: E.E. Osama Abu Ali  
*OSAMA*  
**ADAWIYA DESIGN**

**FIRE ALARM LAYOUT**  
Date: OCT. 2025  
Scale: 1/100  
City: RAMALLAH  
Ref: GLOBE

**E 601**

BOARD NAME: DBC



No.	DATE	DESCRIPTION
1		
2		
3		
4		
5		

Ramallah  
Tel. Fax02-2967876  
E.Mail : info@orbit.ps  
Website : www.orbit.ps  
Orbit Consultant Engineers

Electrical Engineering  
Designed by: E.E. Osama Abu Ali  
Drawn by: E.E. Osama Abu Ali  
Checked by: E.E. Osama Abu Ali  
Approved by: E.E. Osama Abu Ali

*OSAMA*

ADAWIYA DESIGN

POWER DIAGRAMS

Date: 06/1/2025  
Scale: 1/100  
City: RAMALLAH  
Net: GLOBE

**E 701**

Design and supervision consultancy for rehabilitation and/or creation of  
STEM Labs in schools in the West Bank

Faroun Secondary Girls School

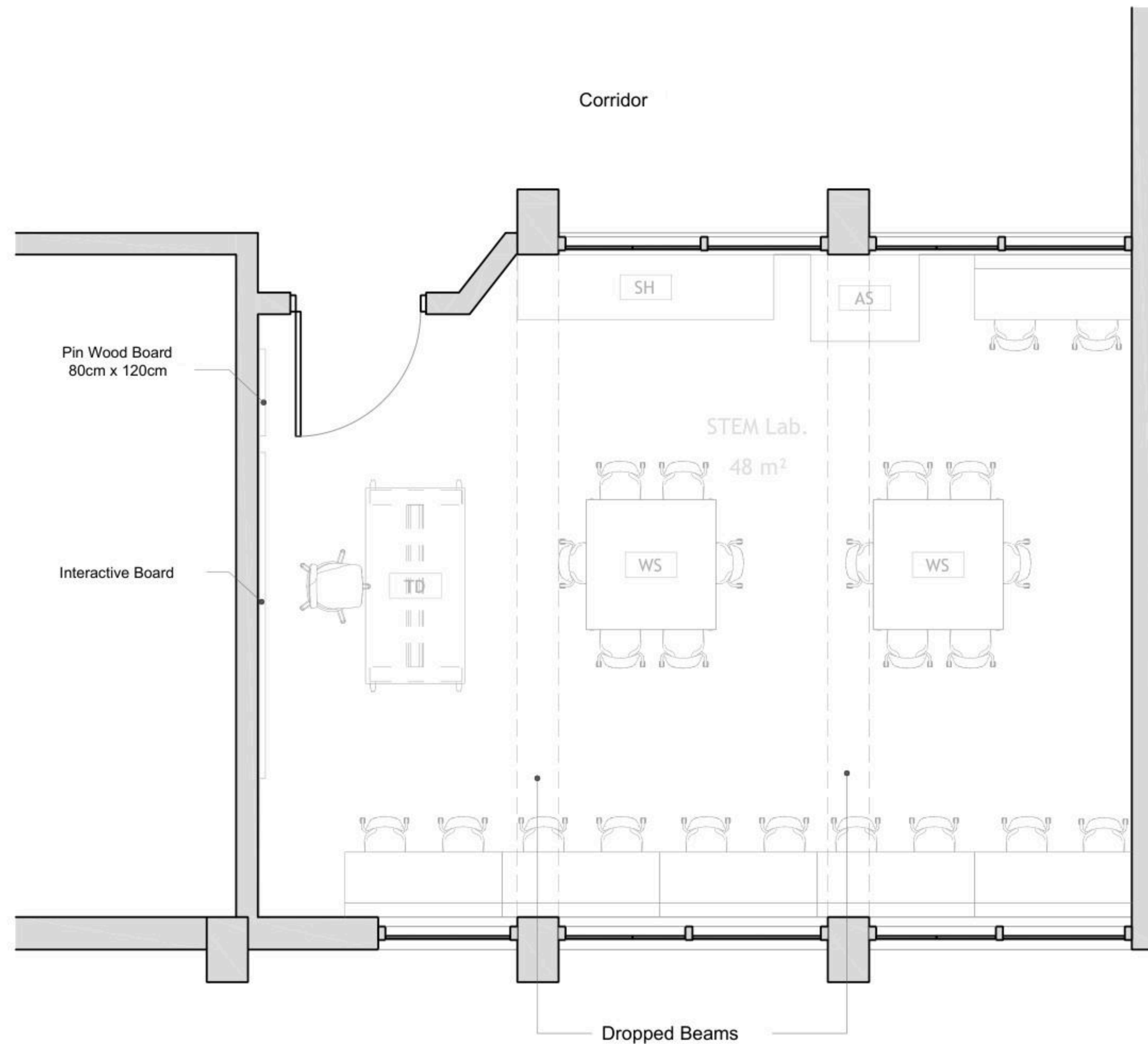
**Enabel** 

  
Globe  
Consultants  
Architects and Engineers



Furniture Schedule		
ID	Description	Count

	Student Chair	24
AS	Arts Storage (A1)	1
CT	Computer Table	6
SH	Shelves Storage	1
ST	Adjustable Stool	1
TD	Planner Studio Table	1
WS	Work Station	2



DRAWING NOTES:

Contracting Authority:

**Enabel**

CONSULTANT:

**GLOB CONSULTANTS**

Qaddura Street  
Ramallah, Palestine  
Tel 022982405  
email: hqurt@glob-consult.com

**Globe**  
Consultants  
Architects and Engineers

THIS DRAWING IS THE COPYRIGHT OF GLOB CONSULTANTS AND MUST NOT BE RETAINED, COPIED OR USED WITHOUT THE CONSULTANTS' AUTHORIZATION

Rev.	Description	App. by	Date

DESIGNED BY:

APPROVED BY: Dr. Husni Qurt

DWG ISSUE DATE: 9/15/2025

PROJECT:

Eight STEM Labs in Middle and Northern Governorates

**STEM Labs Design- As-Built**

Faroun Secondary Girls School

DRAWING TITLE:

**Furniture Plan**

JOB # DWG # **A102** BLOCK # **00**

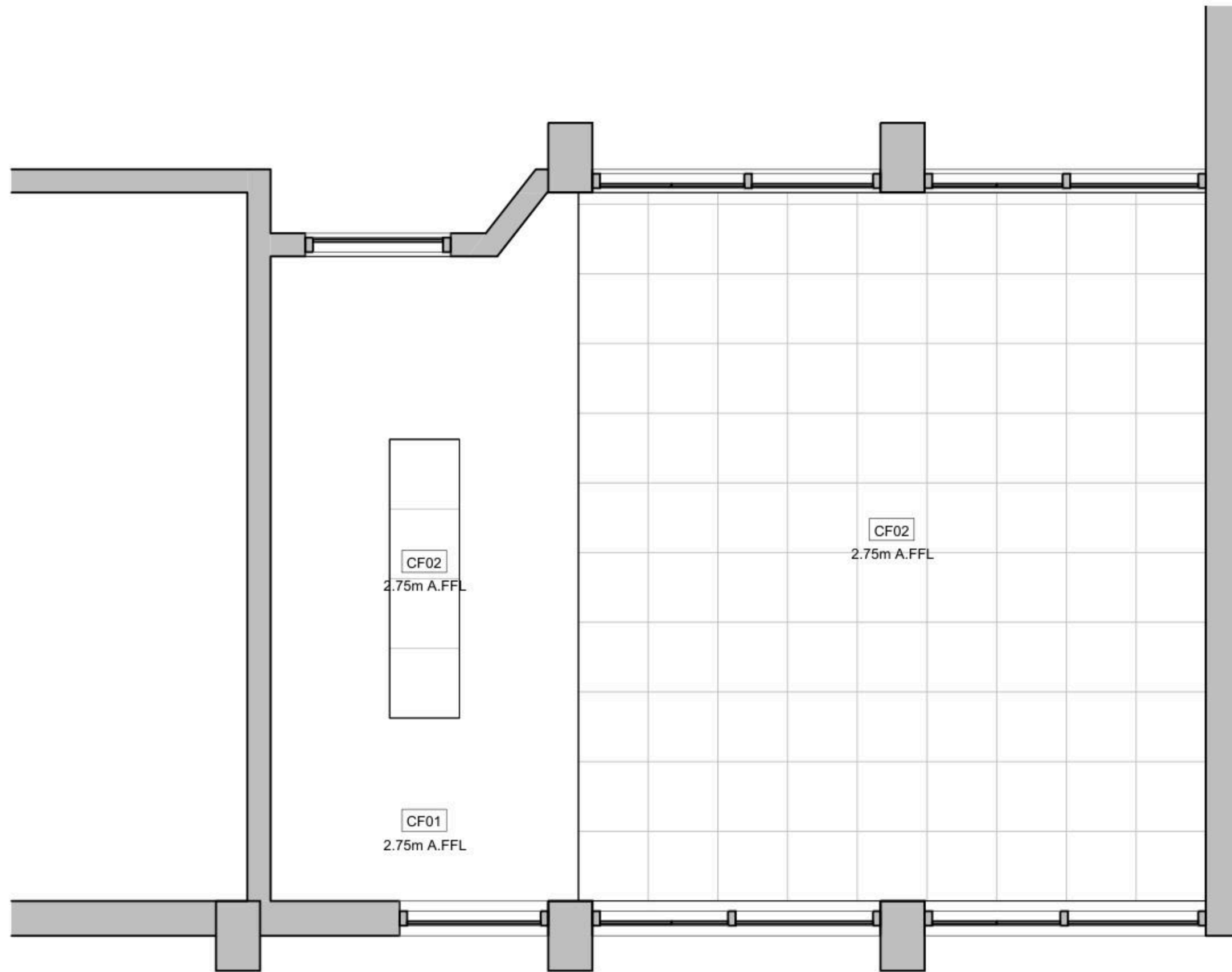
SCALE: 1 : 50 SHE. OF REV. #

1 Floor Plan  
1 : 50

Ceiling Schedule		
Type Mark	Description	Area

CF01	Gypsum Board	14 m <sup>2</sup>
CF02	60 * 60 Mineral Fiber Tiles	34 m <sup>2</sup>

Grand total: 3 48 m<sup>2</sup>



① Reflected Ceiling Plan  
1 : 50

DRAWING NOTES:

Contracting Authority:



CONSULTANT:

**GLOB CONSULTANTS**

Qaddura Street  
Ramallah, Palestine  
Tel 022982405  
email: hqurt@glob-consult.com



THIS DRAWING IS THE COPYRIGHT OF GLOB. CONSULTANTS AND MUST NOT BE RETAINED, COPIED OR USED WITHOUT THE CONSULTANTS' AUTHORIZATION

Rev.	Description	App. by	Date

DESIGNED BY:

APPROVED BY: Dr. Husni Qurt

DWG ISSUE DATE: 9/15/2025

PROJECT:

Eight STEM Labs in Middle and Northern Governorates

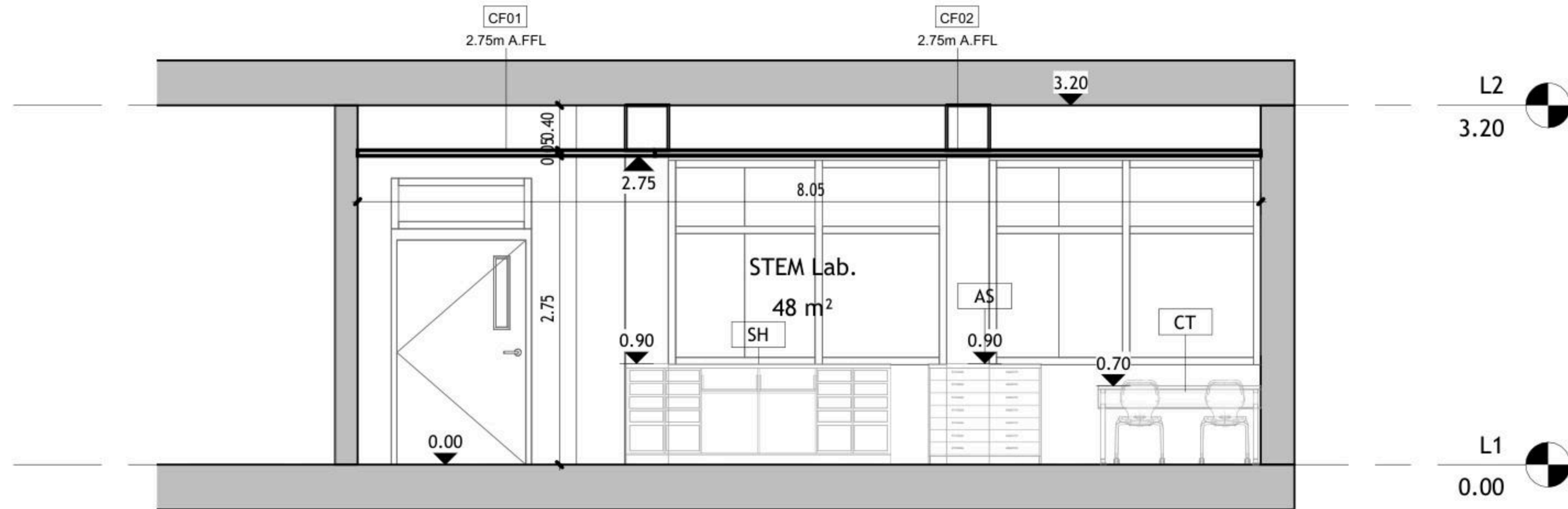
**PSE22001-10070**

Faroun Secondary Girls School

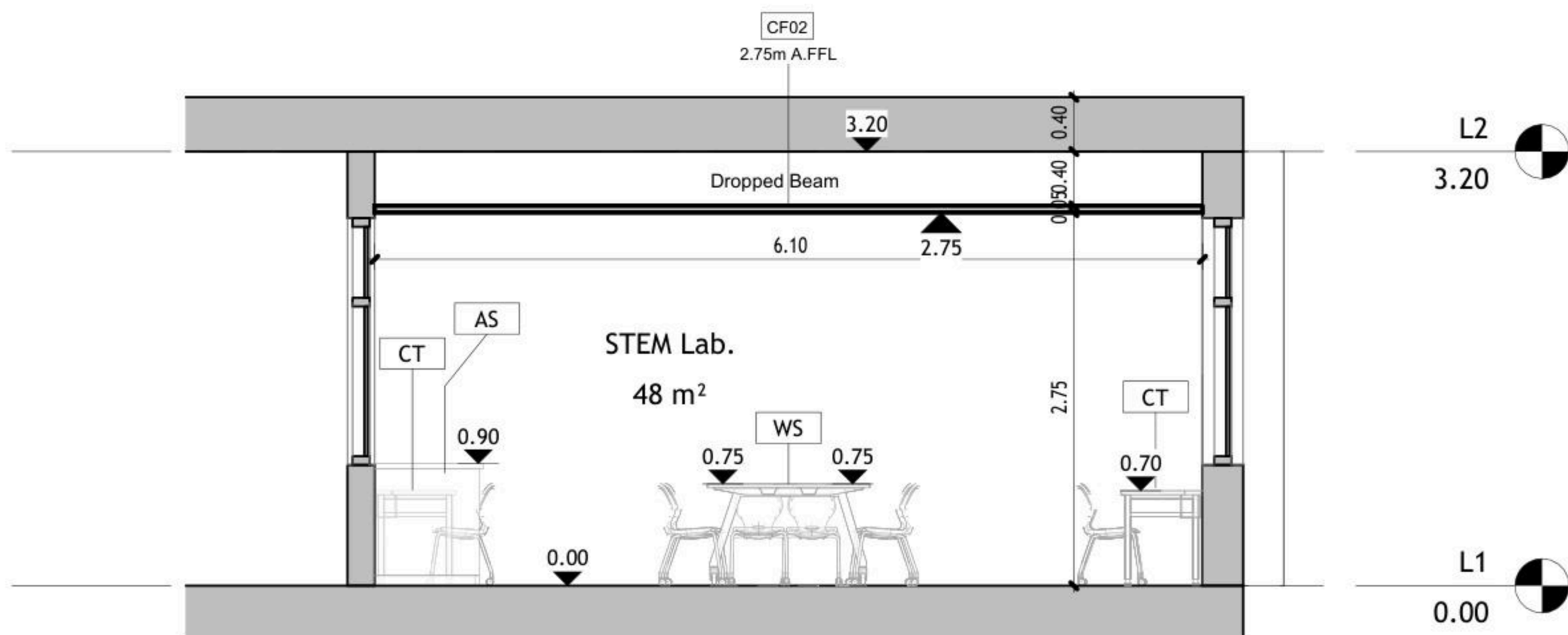
DRAWING TITLE:

**Reflected Ceiling Plan**

JOB #	DWG #	BLOCK #
	<b>A103</b>	<b>00</b>
SCALE:	Sht. of	REV. #
1 : 50		



① Elev. A  
1 : 50



② Elev. B  
1 : 50

DRAWING NOTES:

Contracting Authority:  
**Enabel**

CONSULTANT:  
**GLOB CONSULTANTS**  
 Qaddura Street  
 Ramallah, Palestine  
 Tel 022982405  
 email: hqurt@glob-consult.com

**Globe** Consultants  
 Architects and Engineers

THIS DRAWING IS THE COPYRIGHT OF GLOB. CONSULTANTS AND MUST NOT BE RETAINED, COPIED OR USED WITHOUT THE CONSULTANTS' AUTHORIZATION

Rev.	Description	App. by	Date

DESIGNED BY:  
 APPROVED BY: Dr. Husni Qurt  
 DWG ISSUE DATE: 03/31/22

PROJECT:  
**Eight STEM Labs in Middle and Northern Governorates**  
**PSE22001-10070**  
 Faroun Secondary Girls School

DRAWING TITLE:  
**Internal Elevations**

JOB #	DWG # <b>A104</b>	BLOCK # <b>00</b>
SCALE: 1 : 50	Sht. of	REV. #





NO.	DESCRIPTION	SYMBOL	DESCRIPTION
E000	TITLE&LEGEND		3-PIN,(1-PHASE) 16A SOCKET OUTLET
E101	LIGHTING LAYOUT		DITTO, BUT WEATHER PROOF
E201	EMERGENCY LIGHTING LAYOUT		3-PIN,(1-PHASE) 16A DOUBLE SOCKET OUTLET
E301	POWER LAYOUT		DITTO, BUT WEATHER PROOF
E401	POWER FOR MECH LAYOUT		SOCKET ABOVE FALSE CEILING
E501	LOW VOLTAGE LAYOUT		3-PIN,(1-PHASE) 16A SOCKET OUTLET RED COLOR CONNECTED TO UPS
E601	FIRE ALARM SYSTEM		DITTO, BUT DOUBLE SOCKET OUTLET
E701	POWER DIAGRAMS		(3-PHASE) 16A SOCKET OUTLET
			20A AC SOCKET OUTLET
			FLOOR MOUNTED BOX,16 MODULE
			ELECTRIC BOX.
			EXTRACT FAN,WALL OR INLINE.
			ISOLATING SWITCH,2P,4P
			AC UNIT,OUTDOOR,INDOOR.
			CIRCUIT BREAKER,MCB,MCCB
			EARTH LEAKAGE RELAY (RCD)
			AUTOMATIC TRANSFER SWITCH (ATS)
			TRIP COIL UNIT
			TELEPHONE SOCKET OUTLET
			DATA SOCKET OUTLET
			INDOOR,OUTDOOR INTERCOME OUTLET
			DATA CABINATE
			SATELLITE SOCKET OUTLET
			WALL MOUNTED CAMERA,INDOOR&OUTDOOR
			DOME CAMERA.
			DIGITAL VIDEO RECORDER
			WALL MOUNTED LOUD SPEAKER
			CEILING MOUNTED LOUD SPEAKER
			OUTDOOR HORN LOUD SPEAKER
			AMPLIFIER UNIT
			ADDRESSABLE PHOTO OPTICAL SMOKE DETECTOR
			ADDRESSABLE HEAT DETECTOR
			BREAK GLASS UNIT
			INDOOR SIREN AUDIO ONLY
			OUTDOOR SIREN AUDIOVISUAL.
			ADDRESSABLE FIRE ALARM CONTROL PANEL
			ONE-WAY SWITCH SINGLE POLE ONE GANG, TWO GANG, THREE GANG
			BUSH BUTTON, FOR STAIR CASE LIGHTING
			TWO-WAY/SINGLE POLE SWITCH, INTERMEDIATE, CROSS SWITCH
			ELECTRICAL BELL
			MAIN DISTRIBUTION BOARD
			SUB DISTRIBUTION BOARD

	SYMBOL	DESCRIPTION
A1		RECESSED MOUNTED 60*60, LED 36W , 4000LM, 111LM/W, 4000K, CRI>90, IP40, UGR<19, 50.000HØL80B20, EXTRUDED ALUMINUM BODY, PMMA TRANSPARENT THERMOPLASTIC COVER, ANTI-GLARE MICRO-PRISMATIC SCREEN, WHITE COLOUR.
A2		SURFACE MOUNTED EMERGENCY LIGHTING FIXTURE, 6W, 920LM, 6000K, 50.000H, OPTICS FOR OPEN AREA, POLYCARBONATE BODY,SELF CONTAINED TYPE,EMERGENCY KIT FOR THREE HOURS DURATION.

GENERAL NOTES
<ol style="list-style-type: none"> <li>The lighting, power, and low current systems shall be installed separately from each other, i.e. conduits, wires boxes, Etc.</li> <li>Outlet boxes for switches are to be fixed 130cm above FFL and 12 cm horizontally from the outside edge of the nearest door, except where otherwise indicated.</li> <li>Switches shall be wired in the phase lines only, the neutral conductors shall not be broken.</li> <li>Boxes for sockets outlets are to be installed 60cm above FFL, except in kitchen and where otherwise indicated.</li> <li>All sockets shall be wired in the same manner with the phase always connected to the same pole ( right pole ).</li> <li>The height of the top edge of the power Distribution Board above FFL to be 180 cm.</li> <li>All panel boards shall be with doors, and shall be wether water proof in wet areas.</li> <li>The main C.Bs shall be air insulated, adjustable, with magnetic and thermal 10protection, and have a min. rupturing capacity of 25 k.A.</li> <li>The Miniature CBs shall be of the air insulated type with magnetic and thermal protection and fixed adjustment, the main rupturing capacity of these M.C.Bs shall not be less than 6 K.A.</li> <li>The foundation of the building should be used in the main earth system, but the electrodes are added to the main earth system if the resistance test does not fulfill requirements, typically one Ohm.</li> <li>Galvanized steel strips must be welded to beams every 1.5m in closed loop, and when reaching columns, columns should be sorounded by steel strips and welded well to earthing loop Galvanized steel strips should not be less than 30*3mm Earth resistance measuring shall be carried before backfilling.</li> </ol>

No.	DATE	DESCRIPTION
1		
2		
3		
4		
5		

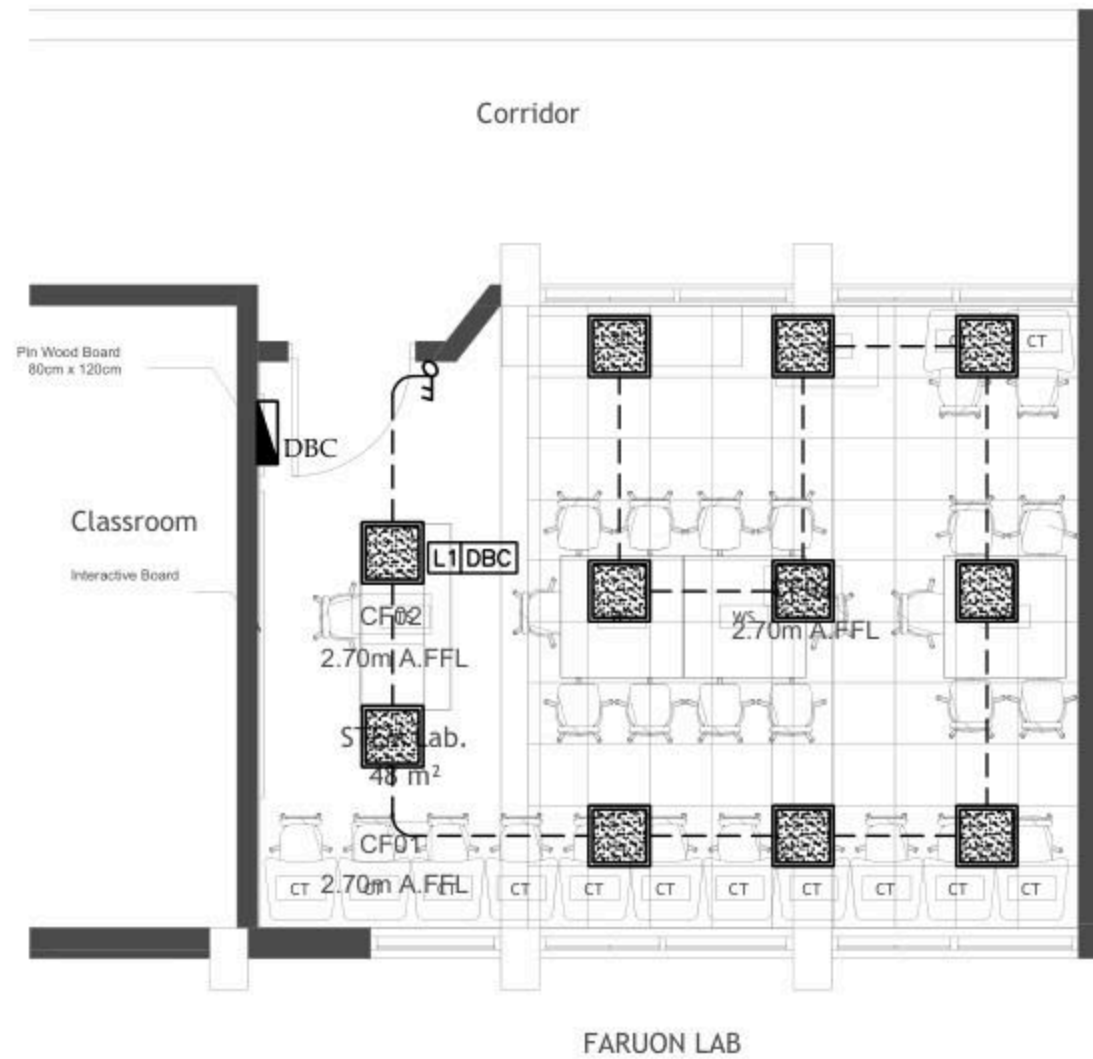


**Orbit** Ramallah  
 Tel.Fax02-2967876  
 E.Mail :info@orbit.ps  
 Website :www.orbit.ps  
**Orbit Consultant Engineers**

Electrical Engineering  
 Designed by: E.E.GUSH ABU JAW  
 Drawn by: Team  
 Checked by: E.E.Abed Abu Ma  
 Approved by: E.E.Banadon Sal  
**FARUON DESIGN**

**TITLE AND LEGEND**  
 Date: OCT 2025  
 Scale: 1/100  
 City: RAMALLAH  
 Ref: GLOBE  
**E 000**

NOTES



No.	DATE	DESCRIPTION
1		
2		
3		
4		
5		



Ramallah  
Tel. Fax 02-2967876  
E-Mail : info@orbit.ps  
Website : www.orbit.ps  
Orbit Consultant Engineers

Electrical Engineering  
Designed by: E.E. Osama Abu Ali  
Drawn by: T. Samir  
Checked by: E.E. Abdel Hady Abu Ali  
Approved by: E.E. Amr Abdel Samir

*[Signature]*

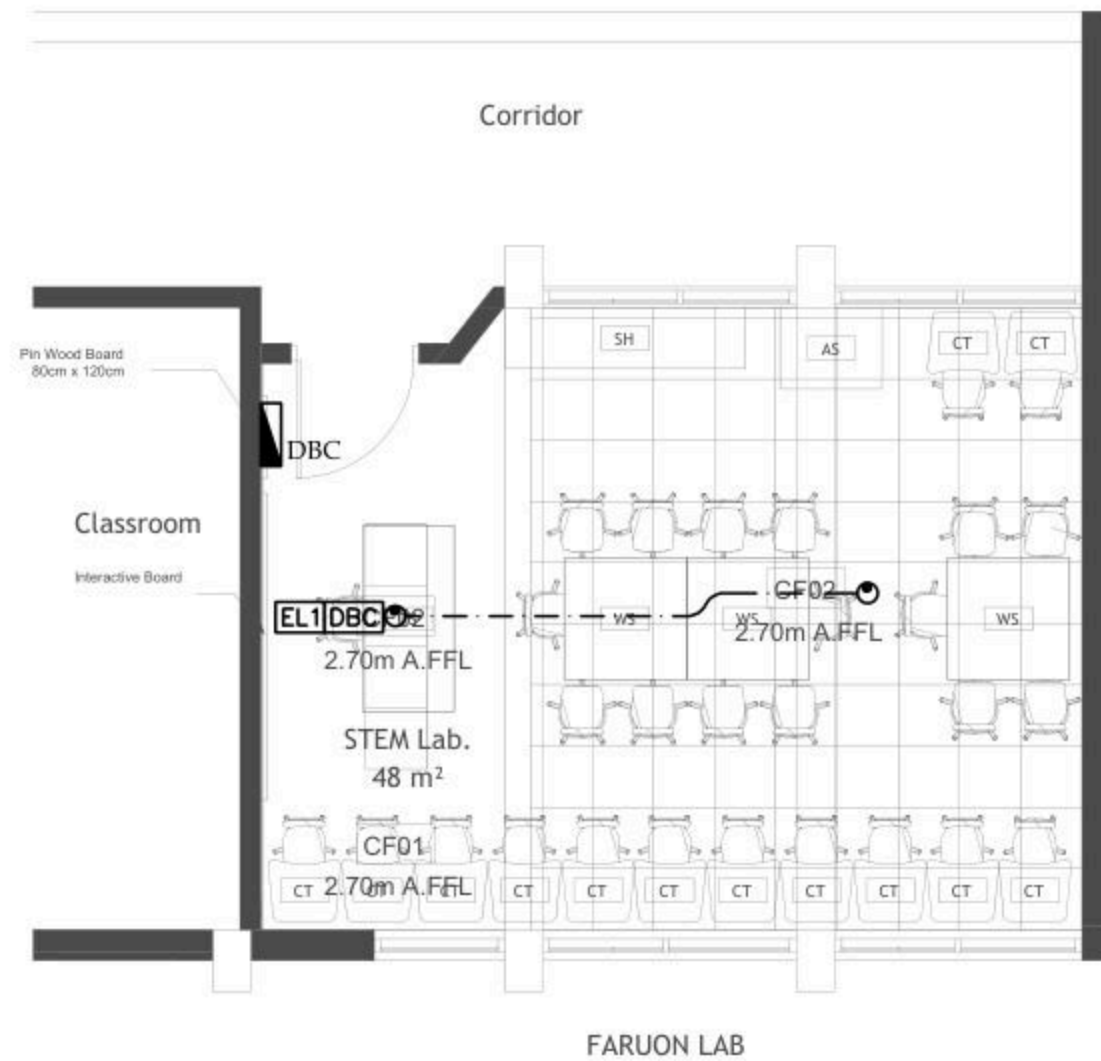
**FARUON DESIGN**

LIGHTING LAYOUT

Date: OCT. 2025  
Scale: 1/100  
City: RAMALLAH  
Ref: GLOBE

E 101

NOTES



No.	DATE	DESCRIPTION
1		
2		
3		
4		
5		

**Orbit** Ramallah  
 Tel: Fax02-2967876  
 E-Mail: info@orbit.ps  
 Website: www.orbit.ps  
**Orbit Consultant Engineers**

**Electrical Engineering**  
 Designed by: E.E. Osama Abu Ali  
 Drawn by: E.E. Osama Abu Ali  
 Checked by: E.E. Abdel Hameed Abu Ali  
 Approved by: E.E. Abdel Hameed Abu Ali

*[Signature]*

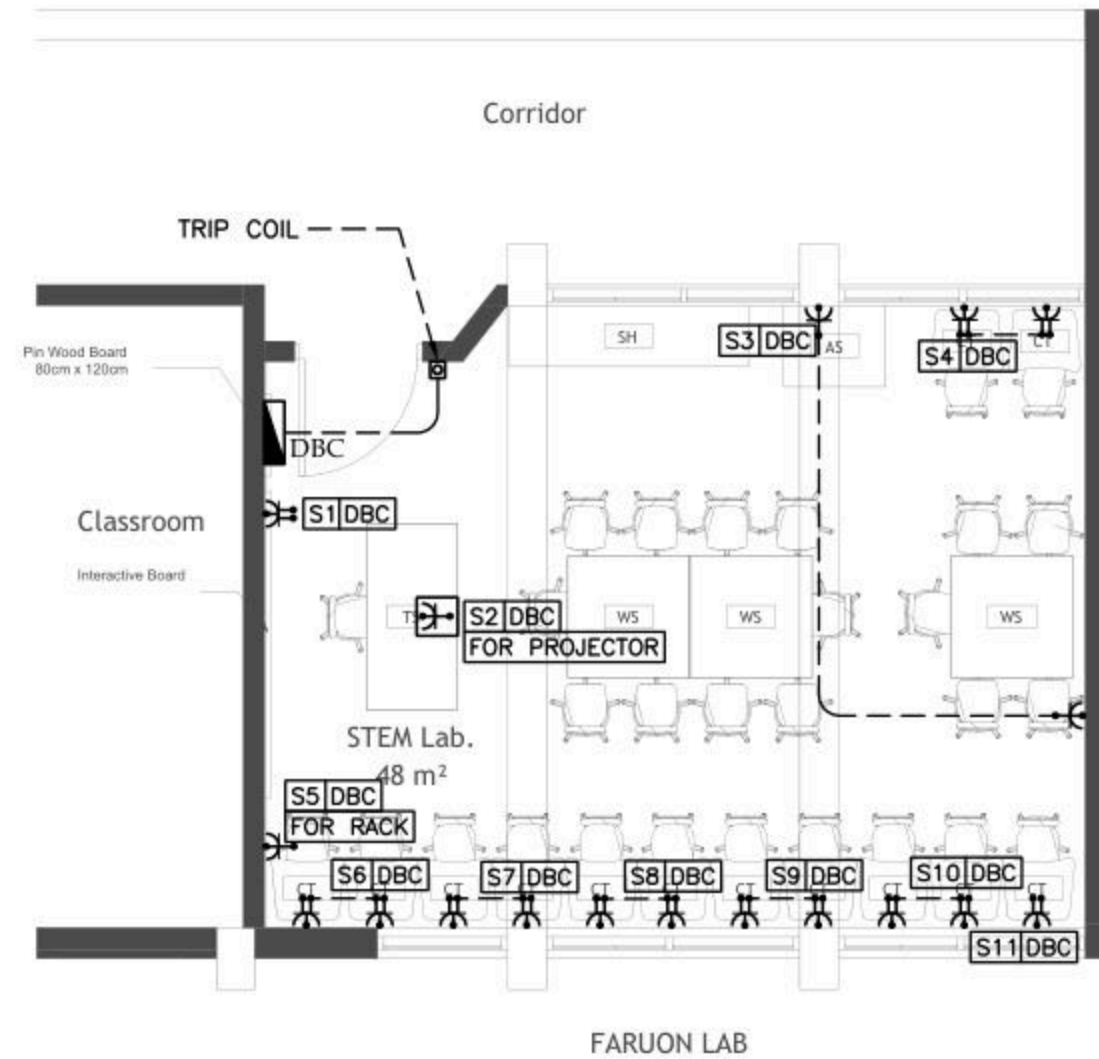
**FARUON DESIGN**

EMERGENCY LIGHTING LAYOUT

Date: OCT. 2025  
 Scale: 1/100  
 City: RAMALLAH  
 Ref: GLOBE

**E 201**

NOTES



No.	DATE	DESCRIPTION
1		
2		
3		
4		
5		



Electrical Engineering

Designed by: E.E. Osama Abu Ali

Drawn by: E.E. Osama Abu Ali

Checked by: E.E. Osama Abu Ali

Approved by: E.E. Osama Abu Ali

*Osama Abu Ali*

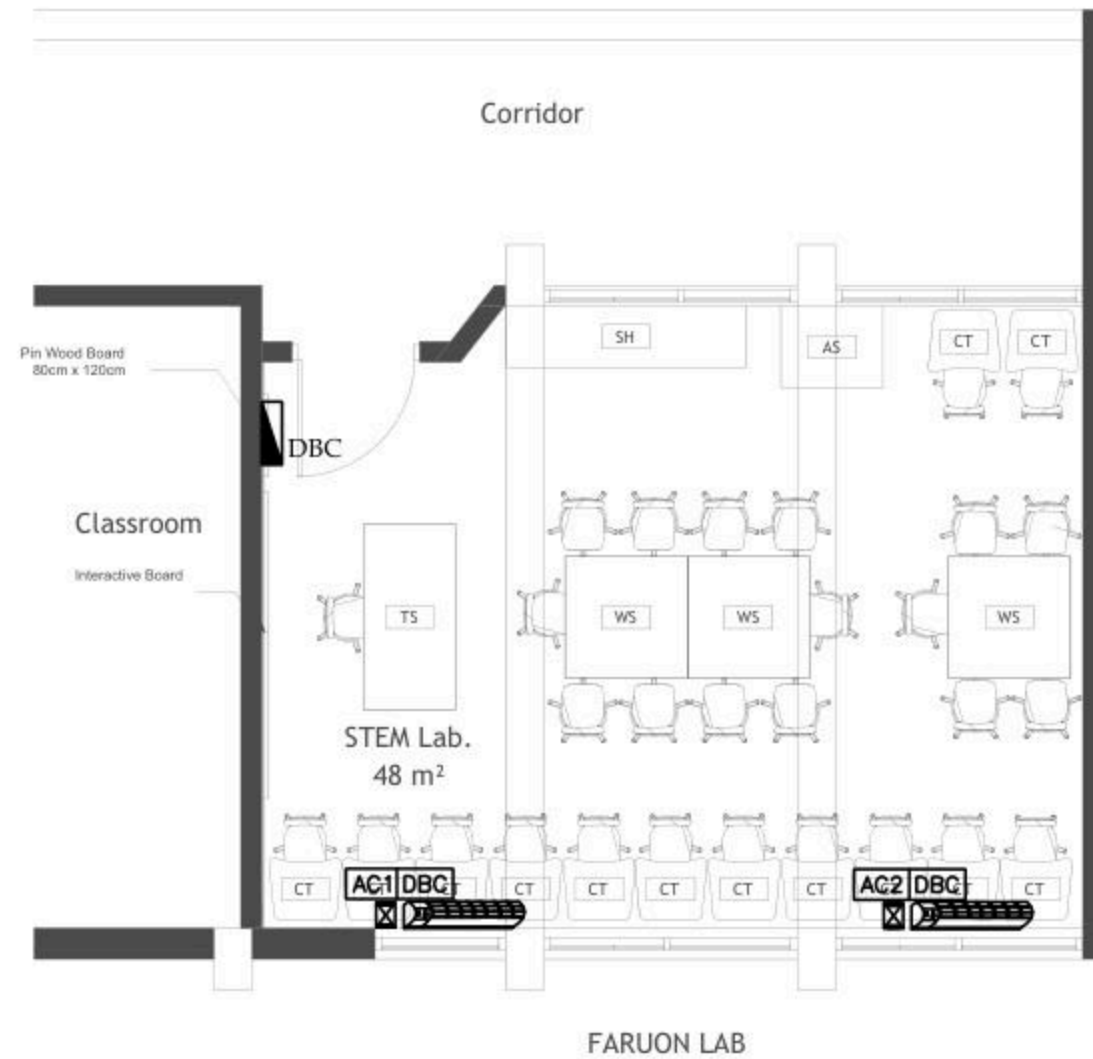
FARUON DESIGN

POWER LAYOUT

Date: 06/1/2025  
 Scale: 1/100  
 City: RAMALLAH  
 Ref: GLOBE

E 301

NOTES



No.	DATE	DESCRIPTION
1		
2		
3		
4		
5		

**Orbit** Ramallah  
 Tel. Fax 02-2967876  
 E-Mail : info@orbit.ps  
 Website : www.orbit.ps  
**Orbit Consultant Engineers**

**Electrical Engineering**  
 Designed by: E.E. Osama Abu Ali  
 Drawn by: E.E. Osama Abu Ali  
 Checked by: E.E. Osama Abu Ali  
 Approved by: E.E. Osama Abu Ali

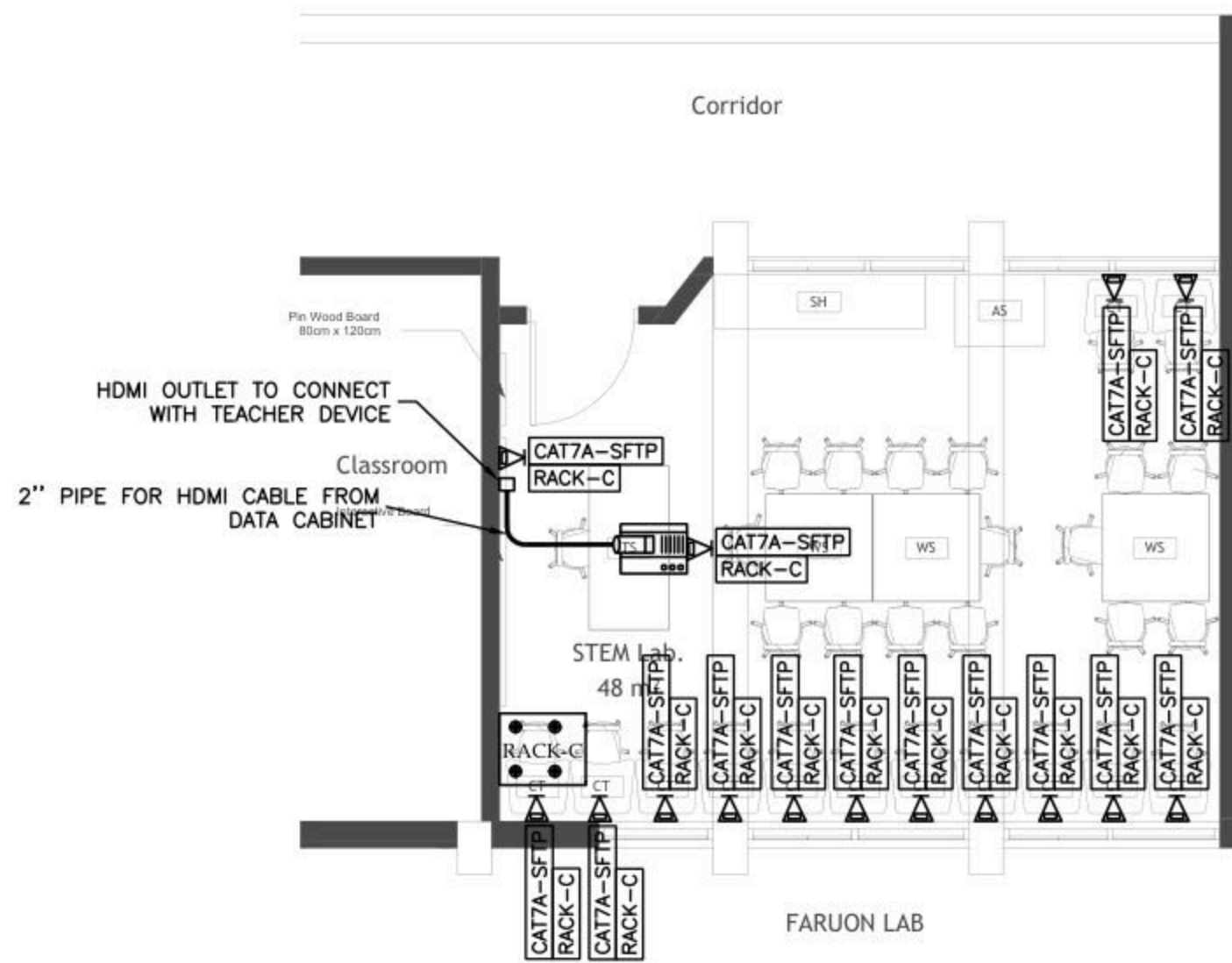
**FARUON DESIGN**

**POWER FOR MECH**

Date: OCT. 2025  
 Scale: 1/100  
 City: RAMALLAH  
 Ref: GLOBE

**E 401**

NOTES



No.	DATE	DESCRIPTION
1		
2		
3		
4		
5		



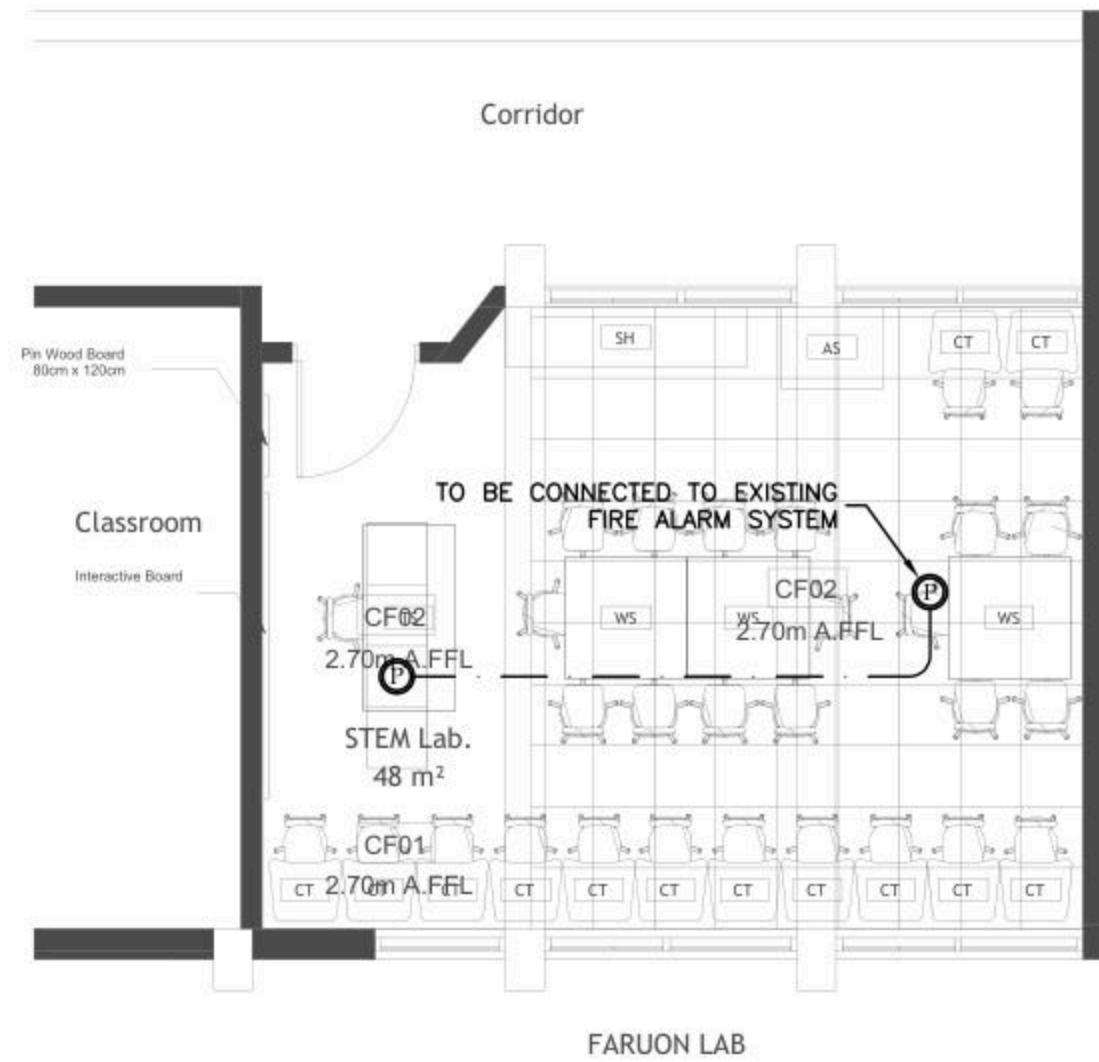
Ramallah  
Tel: Fax02-2967876  
E-Mail: info@orbit.ps  
Website: www.orbit.ps  
Orbit Consultant Engineers

Electrical Engineering  
Designed by: E.E. Osama Abu Ali  
Drawn by: E. Samer  
Checked by: E.E. Abdel Hady Abu  
Approved by: E.E. Ramallah  
*[Signature]*  
**FARUON DESIGN**

LOW VOLTAGE LAYOUT  
Date: OCT. 2025  
Scale: 1/100  
City: RAMALLAH  
Ref: GLOBE

E 501

NOTES



No.	DATE	DESCRIPTION
1		
2		
3		
4		
5		



Ramallah  
Tel. Fax 02-2967876  
E-Mail : info@orbit.ps  
Website : www.orbit.ps  
**Orbit Consultant Engineers**

Electrical Engineering  
Designed by: F.E. Osama Abu Ali  
Drawn by: F. Samir  
Checked by: F.E. Abdel Hady Abu Ali  
Approved by: F.E. Amr Abdel Samir

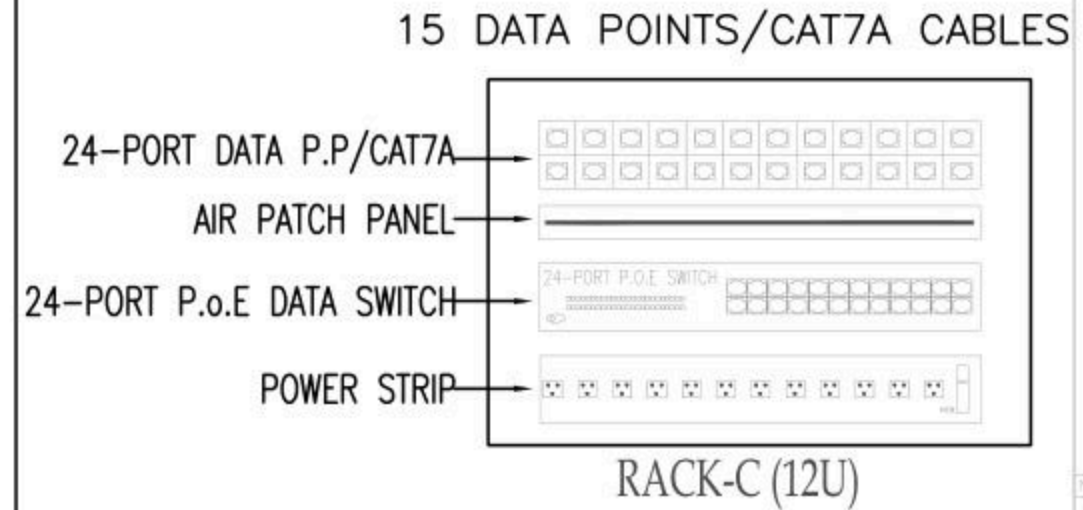
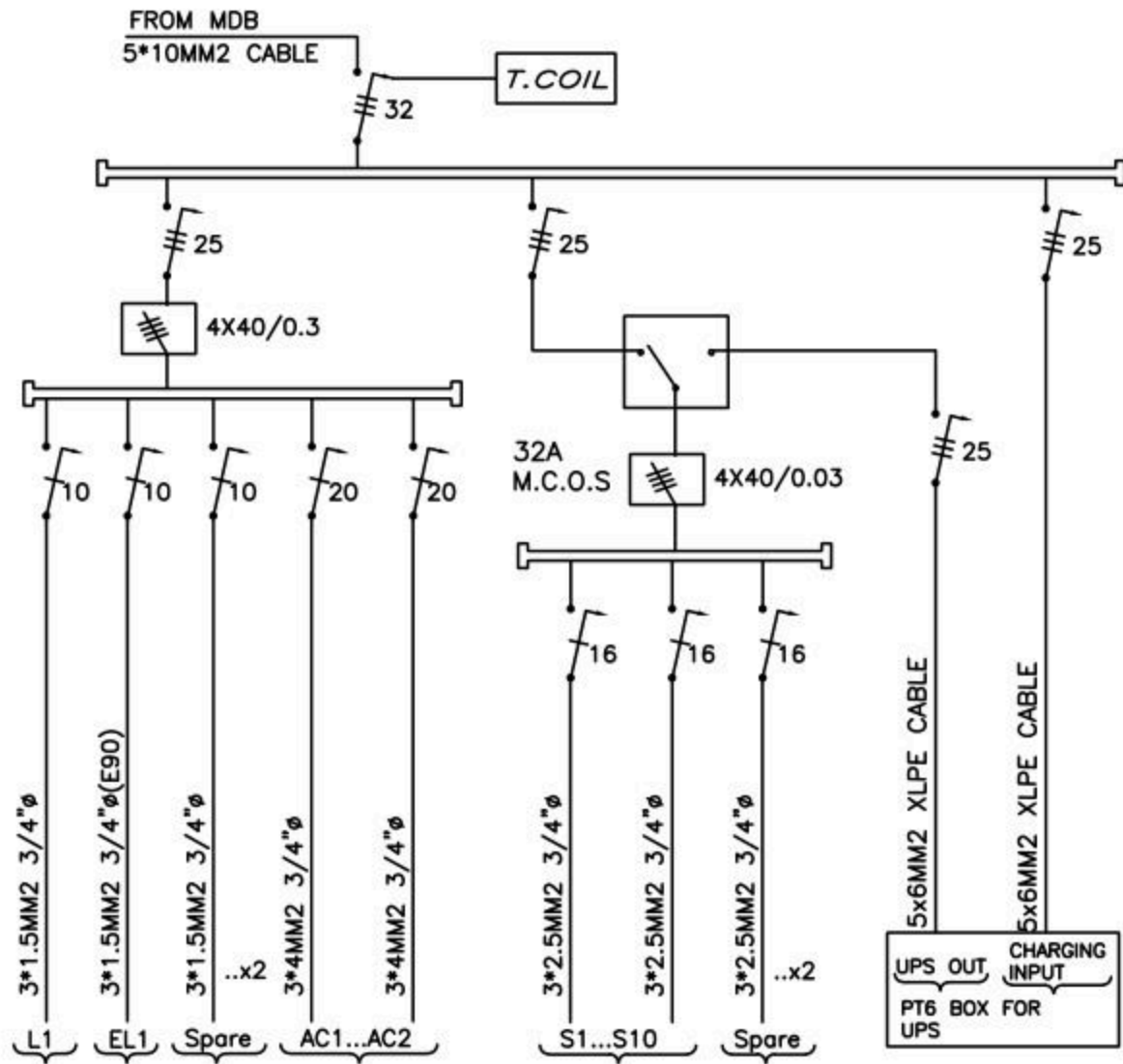
*FARUON DESIGN*

FIRE ALARM LAYOUT

Date: OCT. 2025  
Scale: 1/100  
City: RAMALLAH  
Ref: GLOBE

E 601

BOARD NAME: DBC



No	DATE	DESCRIPTION
1		
2		
3		
4		
5		

**Orbit** Ramallah  
Tel: Fax02-2967876  
E-Mail: info@orbit.ps  
Website: www.orbit.ps  
Orbit Consultant Engineers

Electrical Engineering  
Designed by: E.E. Osama Abu Ali  
Drawn by: E. Sagem  
Checked by: E.E. Abdel Hady Abu Ali  
Approved by: E.E. Ramallah Sarif  
*[Signature]*  
**FARUON DESIGN**

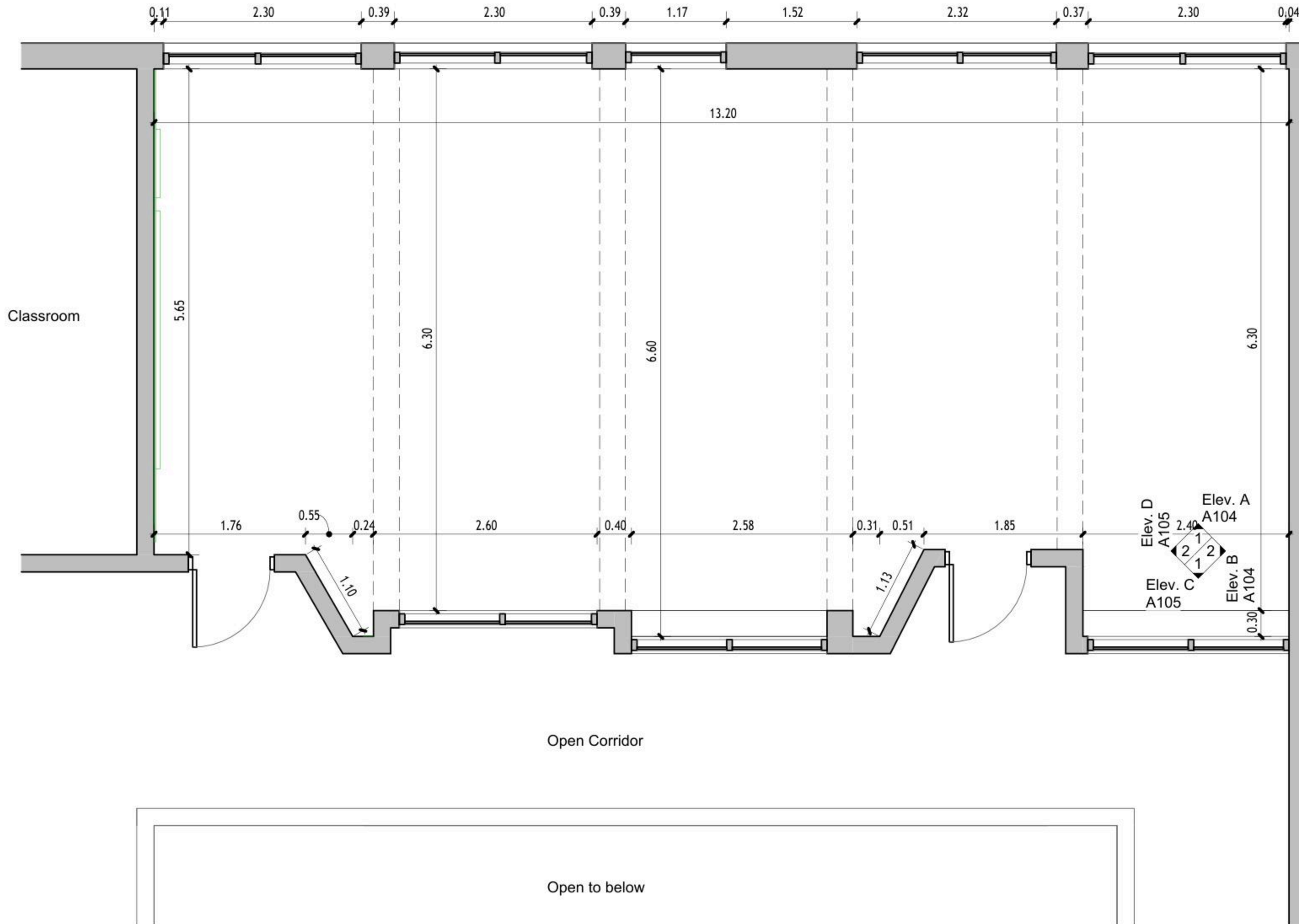
POWER DIAGRAMS

Date: OCT.2025  
Scale: 1/100  
City: RAMALLAH  
Ref: GLOBE  
**E 701**

Design and supervision consultancy for rehabilitation and/or creation of  
STEM Labs in schools in the West Bank

Ramein Secondary Boys School





1 Floor Plan  
1 : 50

DRAWING NOTES:

Contracting Authority:



CONSULTANT:

**GLOB CONSULTANTS**

Qaddura Street  
Ramallah, Palestine  
Tel 022982405  
email: hqurt@glob-consult.com



THIS DRAWING IS THE COPYRIGHT OF GLOB. CONSULTANTS AND MUST NOT BE RETAINED, COPIED OR USED WITHOUT THE CONSULTANTS' AUTHORIZATION

Rev.	Description	App. by	Date

DESIGNED BY:

APPROVED BY: Dr. Husni Qurt

DWG ISSUE DATE: 9/15/2025

PROJECT:

Eight STEM Labs in Middle and Northern Governorates

PSE22001-10070

Ramein Secondary Boys School

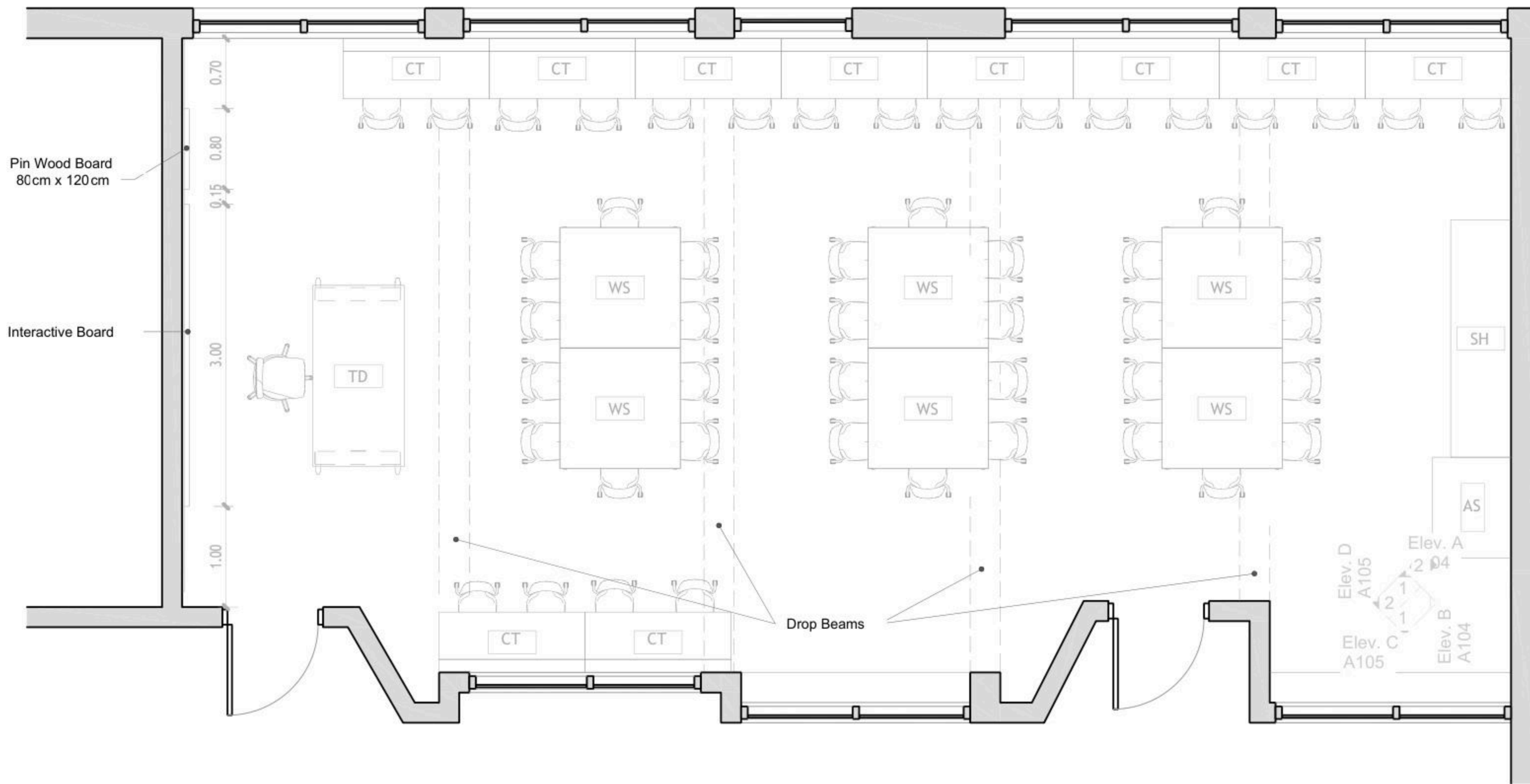
DRAWING TITLE:

**Dimensions Plan**

JOB #	DWG #	BLOCK #
	<b>A101</b>	<b>00</b>
SCALE:	Sh. of	REV. #
1 : 50		

### Furniture Schedule

ID	Description	Count
	Student Chair	45
AS	Arts Storage (A1)	1
CT	Computer Table	10
SH	Shelves Storage	1
ST	Adjustable Stool	1
TD	Planner Studio Table	2
WS	Work Station	6



1 Floor Plan  
1 : 50

DRAWING NOTES:

Contracting Authority:



CONSULTANT:  
**GLOB CONSULTANTS**

Qaddura Street  
Ramallah, Palestine  
Tel 022982405  
email: hqurt@glob-consult.com



THIS DRAWING IS THE COPYRIGHT OF GLOB. CONSULTANTS AND MUST NOT BE RETAINED, COPIED OR USED WITHOUT THE CONSULTANTS' AUTHORIZATION

Rev.	Description	App. by	Date

DESIGNED BY:  
APPROVED BY: Dr. Husni Qurt  
DWG ISSUE DATE: 9/15/2025

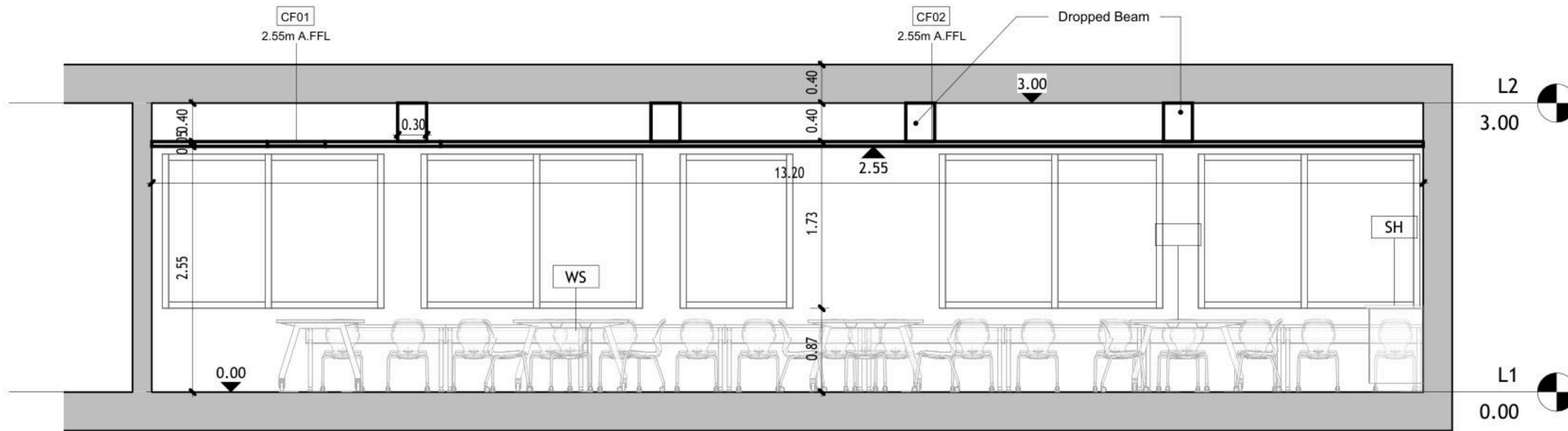
PROJECT:  
**Eight STEM Labs in Middle and Northern Governorates**  
**STEM Labs Design- As-Built**

Ramein Secondary Boys School

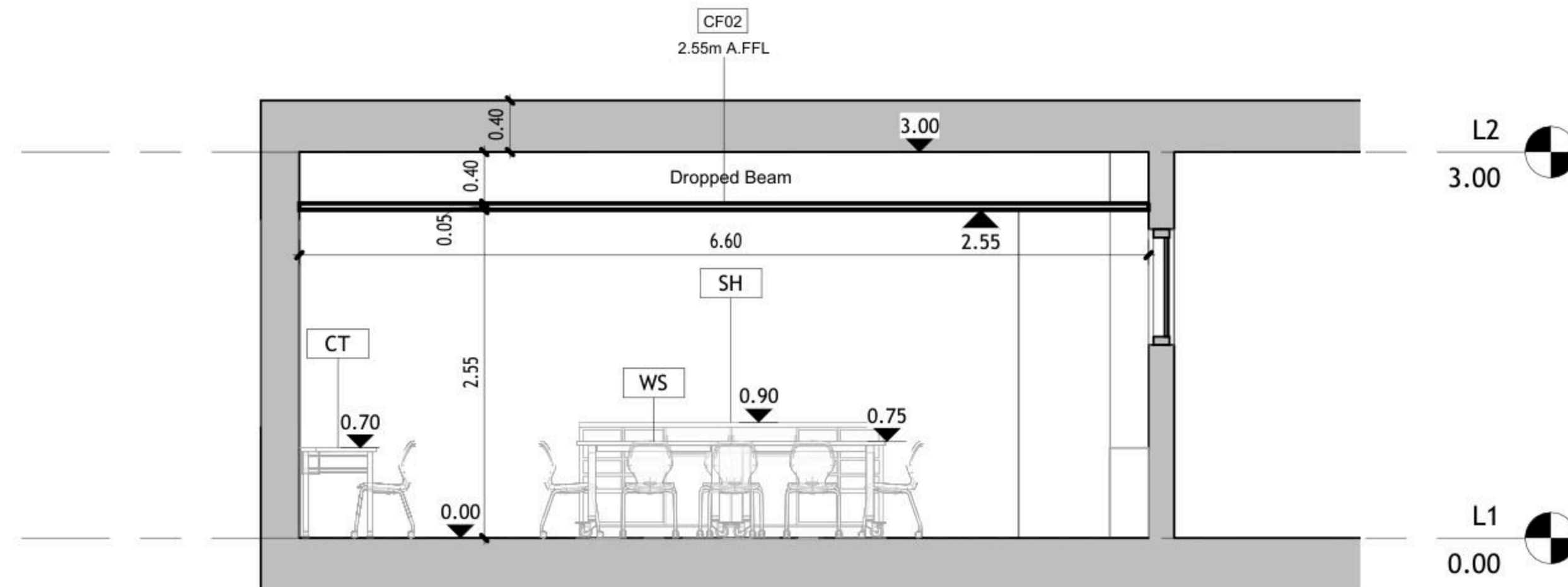
DRAWING TITLE:

### Furniture Plan

JOB #	DWG #	BLOCK #
	<b>A102</b>	<b>00</b>
SCALE:	Sh. of	REV. #
1 : 50		



① Elev. A  
1 : 50



② Elev. B  
1 : 50

DRAWING NOTES:

Contracting Authority:



CONSULTANT:

**GLOB CONSULTANTS**

Qaddura Street  
Ramallah, Palestine  
Tel 022982405  
email: hqurt@glob-consult.com



THIS DRAWING IS THE COPYRIGHT OF GLOB. CONSULTANTS AND MUST NOT BE RETAINED, COPIED OR USED WITHOUT THE CONSULTANTS' AUTHORIZATION

Rev.	Description	App. by	Date

DESIGNED BY:

APPROVED BY: Dr. Husni Qurt

DWG ISSUE DATE: 9/15/2025

PROJECT:

Eight STEM Labs in Middle and Northern Governorates

**PSE22001-10070**

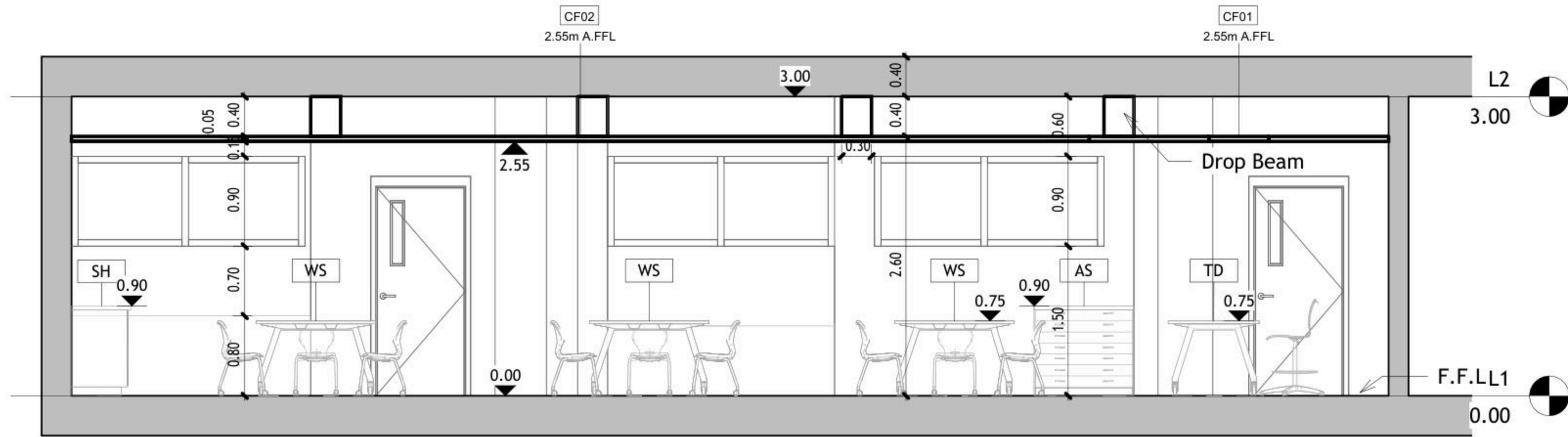
Ramein Secondary Boys School

DRAWING TITLE:

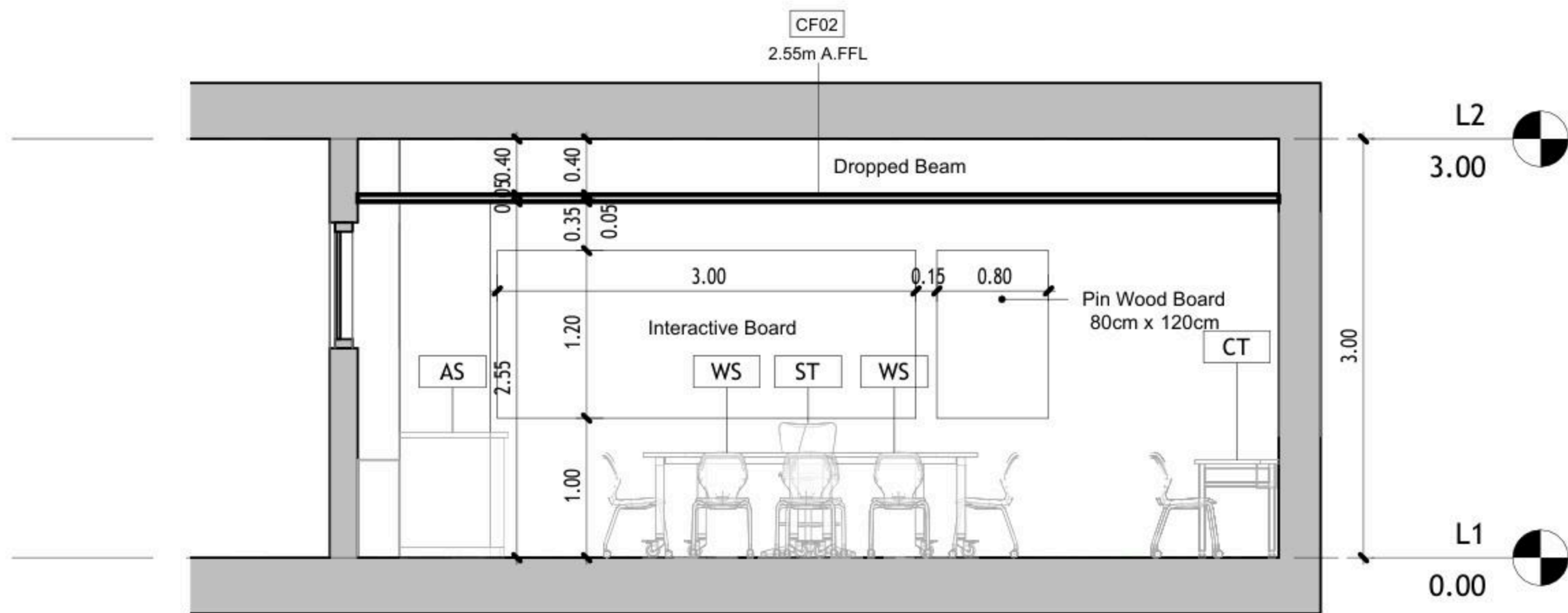
**Internal Elevations**

JOB #	DWG #	BLOCK #
	<b>A104</b>	<b>00</b>
SCALE:	Sheet of	REV. #
1 : 50		

DRAWING NOTES:



① Elev. C  
1 : 50



② Elev. D  
1 : 50

Contracting Authority:

Enabel



CONSULTANT:

**GLOB CONSULTANTS**

Qaddura Street  
Ramallah, Palestine  
Tel 022982405  
email: hqurt@glob-consult.com



THIS DRAWING IS THE COPYRIGHT OF GLOB. CONSULTANTS AND MUST NOT BE RETAINED, COPIED OR USED WITHOUT THE CONSULTANTS' AUTHORIZATION

Rev.	Description	App. by	Date

DESIGNED BY:

APPROVED BY: Dr. Husni Qurt

DWG ISSUE DATE: 9/15/2025

PROJECT:

Eight STEM Labs in Middle and Northern Governorates

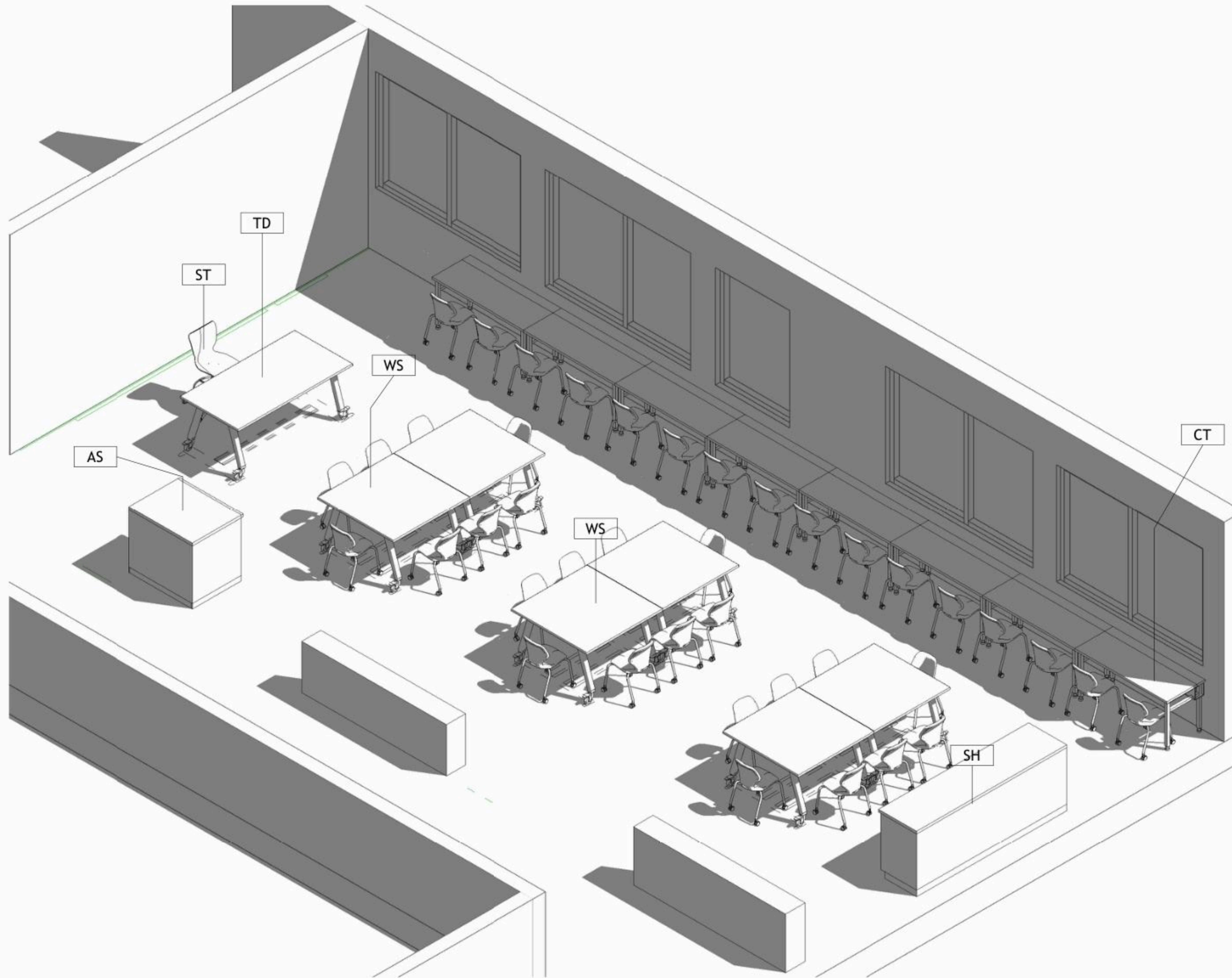
**PSE22001-10070**

Ramein Secondary Boys School

DRAWING TITLE:

**Internal Elevations**

JOB #	DWG #	<b>A105</b>	BLOCK #	00
SCALE:	1 : 50	Sht. of	REV. #	



1 Isometric

DRAWING NOTES:

Contracting Authority:



CONSULTANT:

**GLOB CONSULTANTS**

Qaddura Street  
 Ramallah, Palestine  
 Tel 022982405  
 email: hqurt@glob-consult.com



THIS DRAWING IS THE COPYRIGHT OF GLOB. CONSULTANTS AND MUST NOT BE RETAINED, COPIED OR USED WITHOUT THE CONSULTANTS' AUTHORIZATION

Rev.	Description	App. by	Date

DESIGNED BY:

APPROVED BY: Dr. Husni Qurt

DWG ISSUE DATE: 9/15/2025

PROJECT:

**Eight STEM Labs in Middle and Northern Governorates**

**PSE22001-10070**

Ramein Secondary Boys School

DRAWING TITLE:

**Isometric**

JOB #	DWG #	BLOCK #
	<b>A106</b>	<b>00</b>
SCALE:	Sht. of	REV. #



NO.	DESCRIPTION	SYMBOL	DESCRIPTION
E000	TITLE&LEGEND		3-PIN, (1-PHASE) 16A SOCKET OUTLET
E101	LIGHTING LAYOUT		DITTO, BUT WEATHER PROOF
E201	EMERGENCY LIGHTING LAYOUT		3-PIN, (1-PHASE) 16A DOUBLE SOCKET OUTLET
E301	POWER LAYOUT		DITTO, BUT WEATHER PROOF
E401	POWER FOR MECH LAYOUT		SOCKET ABOVE FALSE CEILING
E501	LOW VOLTAGE LAYOUT		3-PIN, (1-PHASE) 16A SOCKET OUTLET RED COLOR CONNECTED TO UPS
E601	FIRE ALARM SYSTEM		DITTO, BUT DOUBLE SOCKET OUTLET
E701	POWER DIAGRAMS		(3-PHASE) 16A SOCKET OUTLET
			20A AC SOCKET OUTLET
			FLOOR MOUNTED BOX, 16 MODULE
			ELECTRIC BOX.
			EXTRACT FAN, WALL OR INLINE.
			ISOLATING SWITCH, 2P, 4P
			AC UNIT, OUTDOOR, INDOOR.
			CIRCUIT BREAKER, MCB, MCCB
			EARTH LEAKAGE RELAY (RCD)
			AUTOMATIC TRANSFER SWITCH (ATS)
			TRIP COIL UNIT
			TELEPHONE SOCKET OUTLET
			DATA SOCKET OUTLET
			INDOOR, OUTDOOR INTERCOMME OUTLET
			DATA CABINATE
			SATELLITE SOCKET OUTLET
			WALL MOUNTED CAMERA, INDOOR&OUTDOOR
			DOME CAMERA.
			DIGITAL VIDEO RECORDER
			WALL MOUNTED LOUD SPEAKER
			CEILING MOUNTED LOUD SPEAKER
			OUTDOOR HORN LOUD SPEAKER
			AMPLIFIER UNIT
			ADDRESSABLE PHOTO OPTICAL SMOKE DETECTOR
			ADDRESSABLE HEAT DETECTOR
			BREAK GLASS UNIT
			INDOOR SIREN AUDIO ONLY
			OUTDOOR SIREN AUDIOVISUAL.
			ADDRESSABLE FIRE ALARM CONTROL PANEL
			ONE-WAY SWITCH SINGLE POLE ONE GANG, TWO GANG, THREE GANG
			BUSH BUTTON, FOR STAIR CASE LIGHTING
			TWO-WAY/SINGLE POLE SWITCH, INTERMEDIATE, CROSS SWITCH
			ELECTRICAL BELL
			MAIN DISTRIBUTION BOARD
			SUB DISTRIBUTION BOARD

	SYMBOL	DESCRIPTION
A1		RECESSED MOUNTED 60*60, LED 36W , 4000LM, 111LM/W, 4000K, CRI>90, IP40, UGR<19, 50.000HØL80B20, EXTRUDED ALUMINUM BODY, PMMA TRANSPARENT THERMOPLASTIC COVER, ANTI-GLARE MICRO-PRISMATIC SCREEN, WHITE COLOUR.
A2		SURFACE MOUNTED EMERGENCY LIGHTING FIXTURE, 6W, 920LM, 6000K, 50.000H, OPTICS FOR OPEN AREA, POLYCARBONATE BODY, SELF CONTAINED TYPE, EMERGENCY KIT FOR THREE HOURS DURATION.

GENERAL NOTES
<ol style="list-style-type: none"> <li>The lighting, power, and low current systems shall be installed separately from each other, i.e. conduits, wires boxes, Etc.</li> <li>Outlet boxes for switches are to be fixed 130cm above FFL and 12 cm horizontally from the outside edge of the nearest door, except where otherwise indicated.</li> <li>Switches shall be wired in the phase lines only, the neutral conductors shall not be broken.</li> <li>Boxes for sockets outlets are to be installed 60cm above FFL, except in kitchen and where otherwise indicated.</li> <li>All sockets shall be wired in the same manner with the phase always connected to the same pole ( right pole ).</li> <li>The height of the top edge of the power Distribution Board above FFL to be 180 cm.</li> <li>All panel boards shall be with doors, and shall be wether water proof in wet areas.</li> <li>The main C.Bs shall be air insulated, adjustable, with magnetic and thermal 10protection, and have a min. rupturing capacity of 25 k.A.</li> <li>The Miniature CBs shall be of the air insulated type with magnetic and thermal protection and fixed adjustment, the main rupturing capacity of these M.C.Bs shall not be less than 6 K.A.</li> <li>The foundation of the building should be used in the main earth system, but the electrodes are added to the main earth system if the resistance test does not fulfill requirements, typically one Ohm.</li> <li>Galvanized steel strips must be welded to beams every 1.5m in closed loop, and when reaching columns, columns should be sorounded by steel strips and welded well to earthing loop Galvanized steel strips should not be less than 30*3mm Earth resistance measuring shall be carried before backfilling.</li> </ol>

No.	DATE	DESCRIPTION
1		
2		
3		
4		
5		

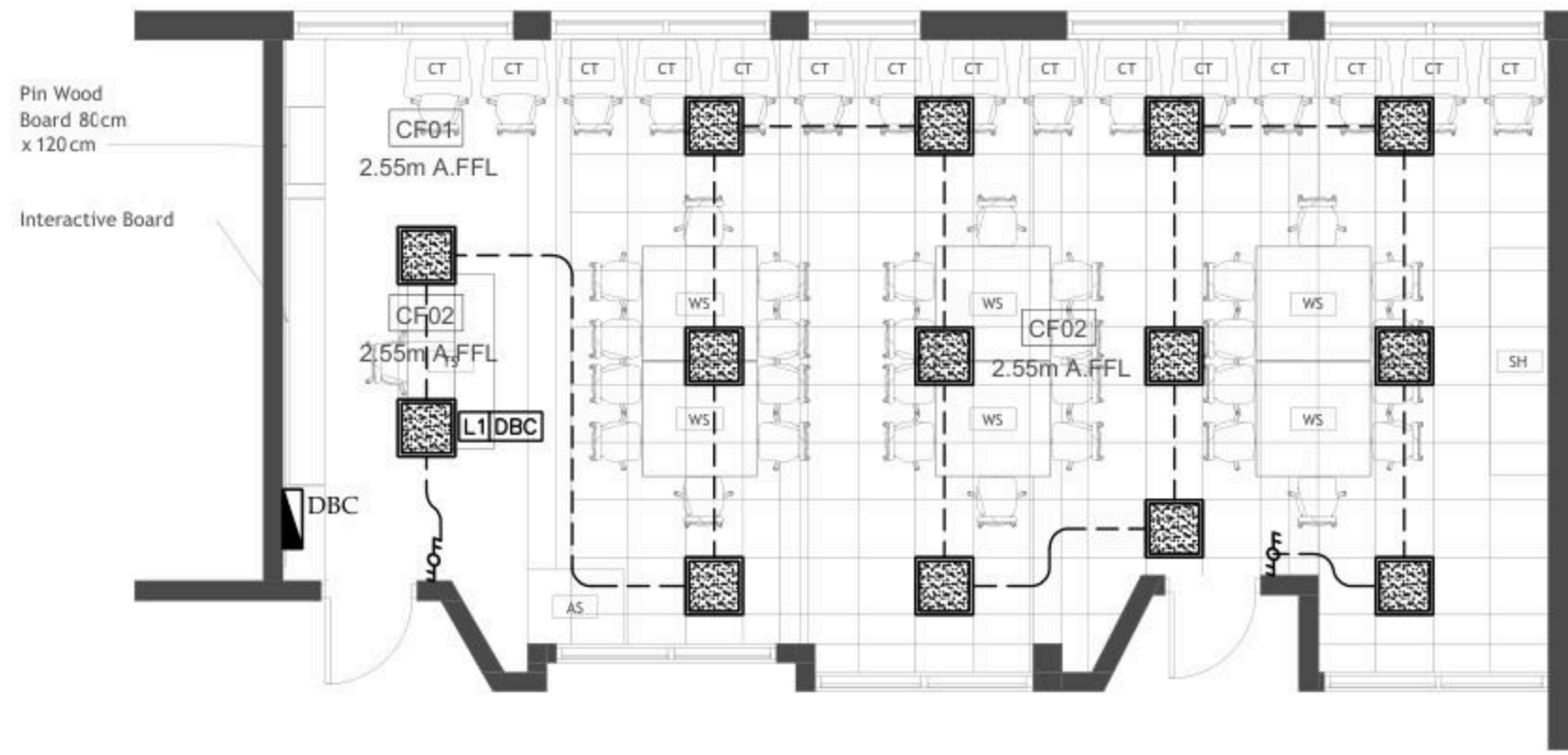


**Orbit** Ramallah  
 Tel.Fax02-2967876  
 E.Mail :info@orbit.ps  
 Website :www.orbit.ps  
**Orbit Consultant Engineers**

Electrical Engineering  
 Designed by: E.E.GUSH ABU JAW  
 Drawn by: Team  
 Checked by: E.E.Abed Abu Ma  
 Approved by: E.E.Hamadun Sal  
**RAMEEN DESIGN**

**TITLE AND LEGEND**  
 Date: OCT 2025  
 Scale: 1/100  
 City: RAMALLAH  
 Ref: GLOBE  
**E 000**

NOTES



RAMEEN LAB

No.	DATE	DESCRIPTION
1		
2		
3		
4		
5		



Ramallah  
Tel. Fax 02-2967876  
E-Mail : info@orbit.ps  
Website : www.orbit.ps  
Orbit Consultant Engineers

Electrical Engineering  
Designed by: E.E. Osama Abu Alin  
Drawn by: E. Sagem  
Checked by: E.E. Abdel Hady Abu  
Approved by: E.E. Ramesses Sidiq

*[Signature]*

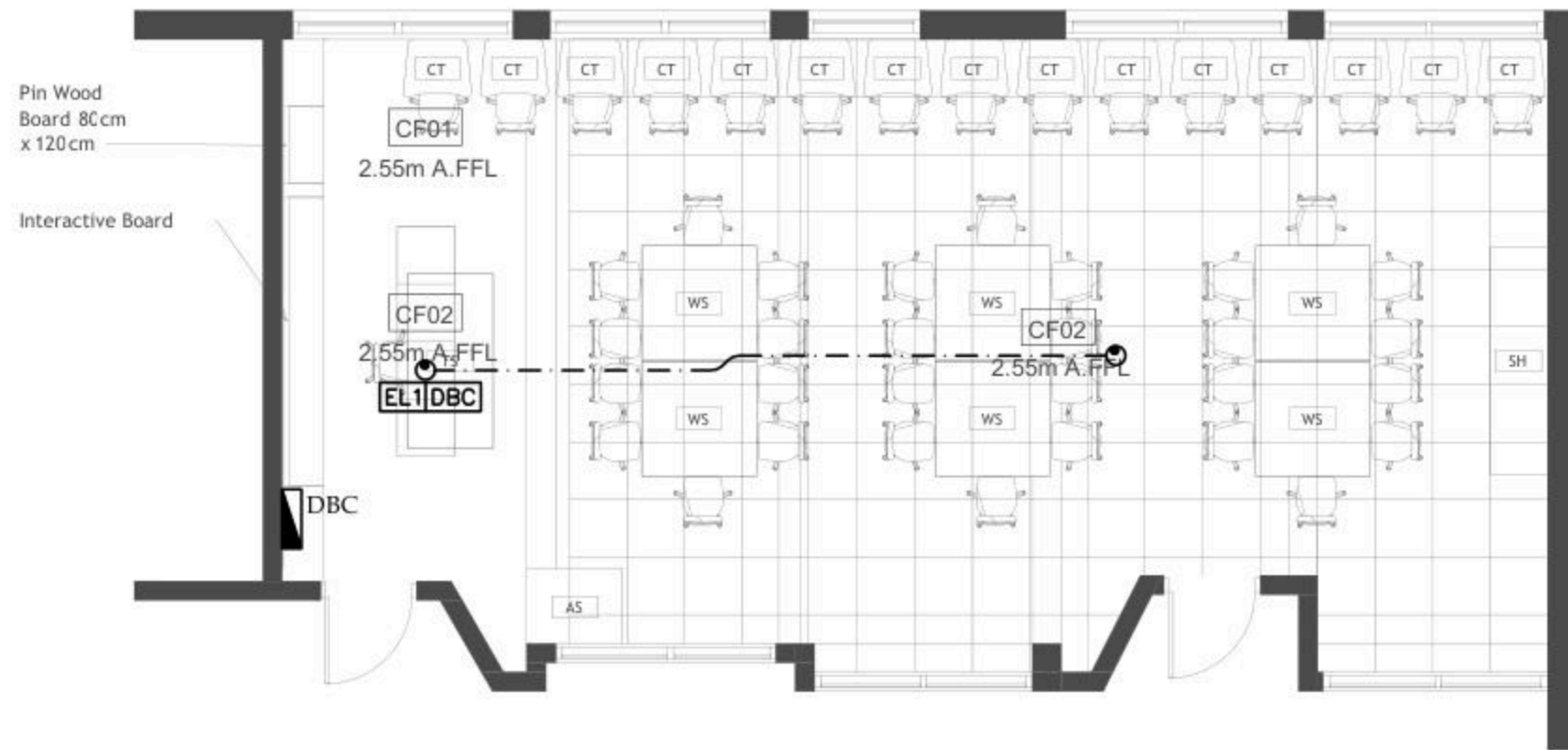
RAMEEN DESIGN

LIGHTING LAYOUT

Date: OCT. 2025  
Scale: 1/100  
City: RAMALLAH  
Ref: GLOBE

E 101

NOTES



RAMEEN LAB

No.	DATE	DESCRIPTION
1		
2		
3		
4		
5		



Ramallah  
Tel. Fax 02-2967876  
E-Mail: info@orbit.ps  
Website: www.orbit.ps  
**Orbit Consultant Engineers**

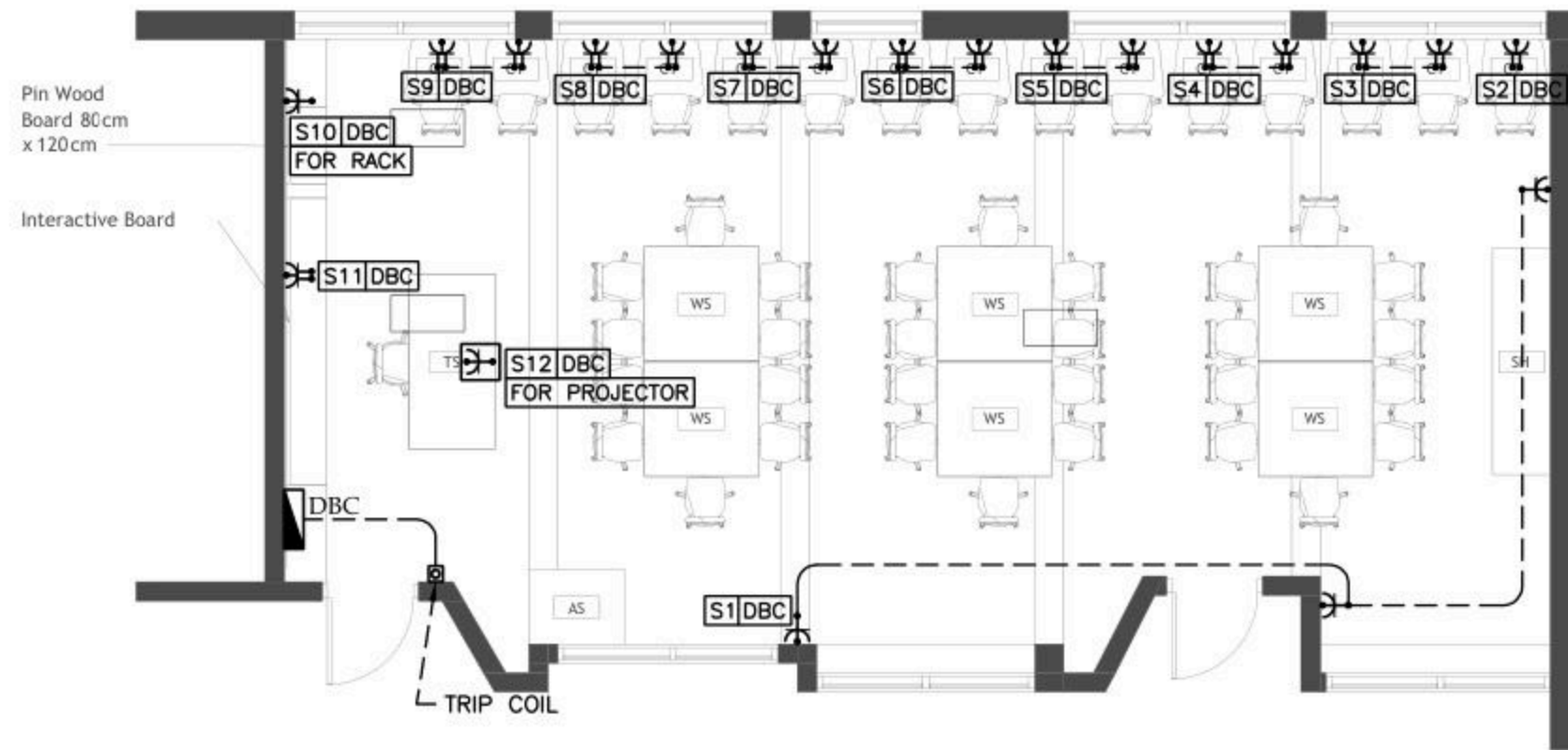
**Electrical Engineering**  
Designed by: E.E. Osama Abu Ali  
Drawn by: I. Samir  
Checked by: E.E. Abdel Hady Ali  
Approved by: E.E. Rameen Samir  
*[Signature]*  
**RAMEEN DESIGN**

EMERGENCY LIGHTING LAYOUT

Date: 06.11.2025  
Scale: 1/100  
City: RAMALLAH  
Ref: GLOBE

**E 201**

NOTES



No.	DATE	DESCRIPTION
1		
2		
3		
4		
5		



**Orbit** Ramallah  
 Tel. Fax 02-2967876  
 E-Mail : info@orbit.ps  
 Website : www.orbit.ps  
**Orbit Consultant Engineers**

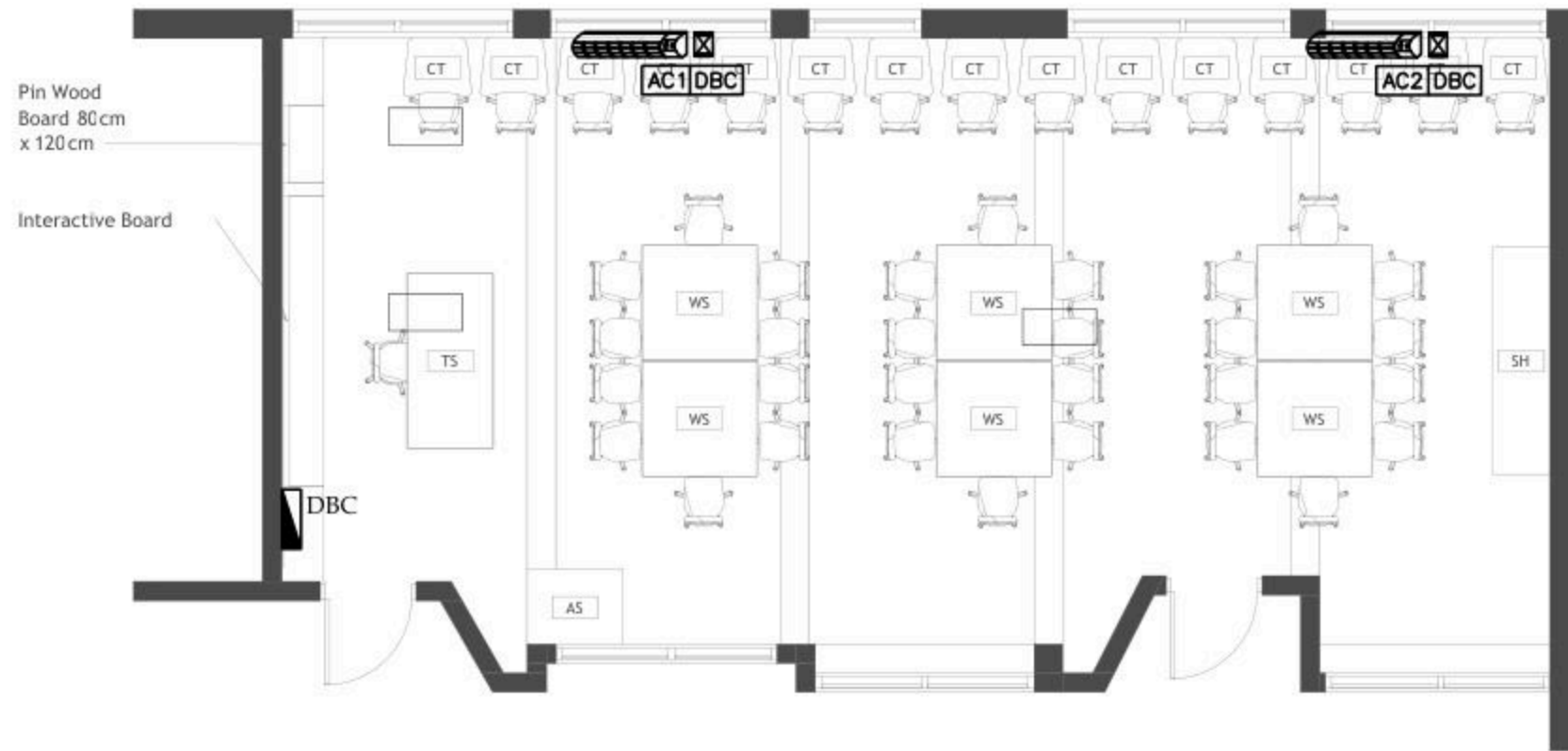
**Electrical Engineering**  
 Designed by: E.E. Osama Abu Ali  
 Drawn by: E. Saad  
 Checked by: E.E. Abdel Hady Ali  
 Approved by: E.E. Rameen Saif  
**RAMEEN DESIGN**

**POWER LAYOUT**

Date: OCT. 2025  
 Scale: 1/100  
 City: RAMALLAH  
 Ref: GLOBE

**E 301**

NOTES



RAMEEN LAB

No.	DATE	DESCRIPTION
1		
2		
3		
4		
5		

Orbit  
 Ramallah  
 Tel. Fax 02-2967876  
 E-Mail: info@orbit.ps  
 Website: www.orbit.ps  
 Orbit Consultant Engineers

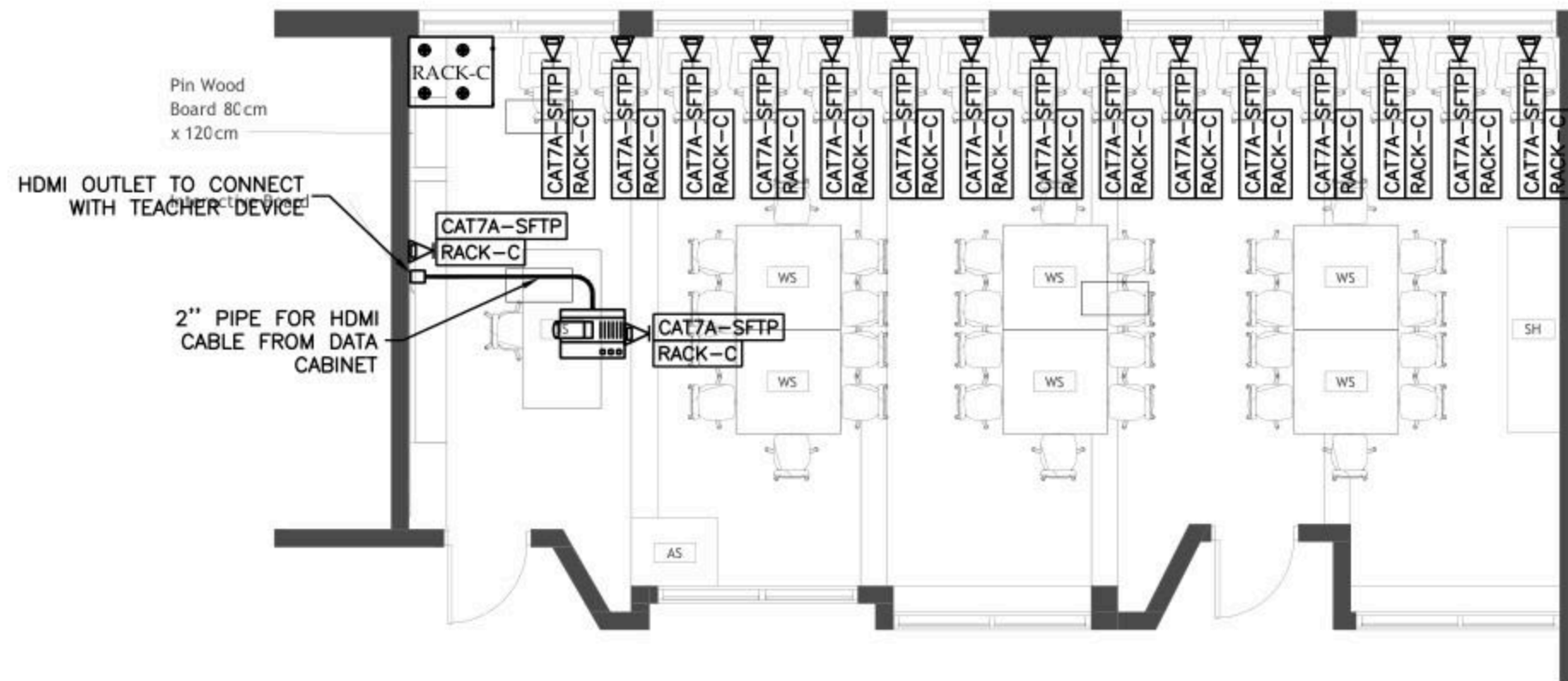
Electrical Engineering  
 Designed by: E.E. Osama Abu Ali  
 Drawn by: I. Samir  
 Checked by: E.E. Abdel Hady Abu Ali  
 Approved by: E.E. Rameen Soltan  
**RAMEEN DESIGN**

POWER FOR MECH

Date: 06.11.2025  
 Scale: 1/100  
 City: RAMALLAH  
 Ref: GLO08

E 401

NOTES



RAMEEN LAB

No.	DATE	DESCRIPTION
1		
2		
3		
4		
5		



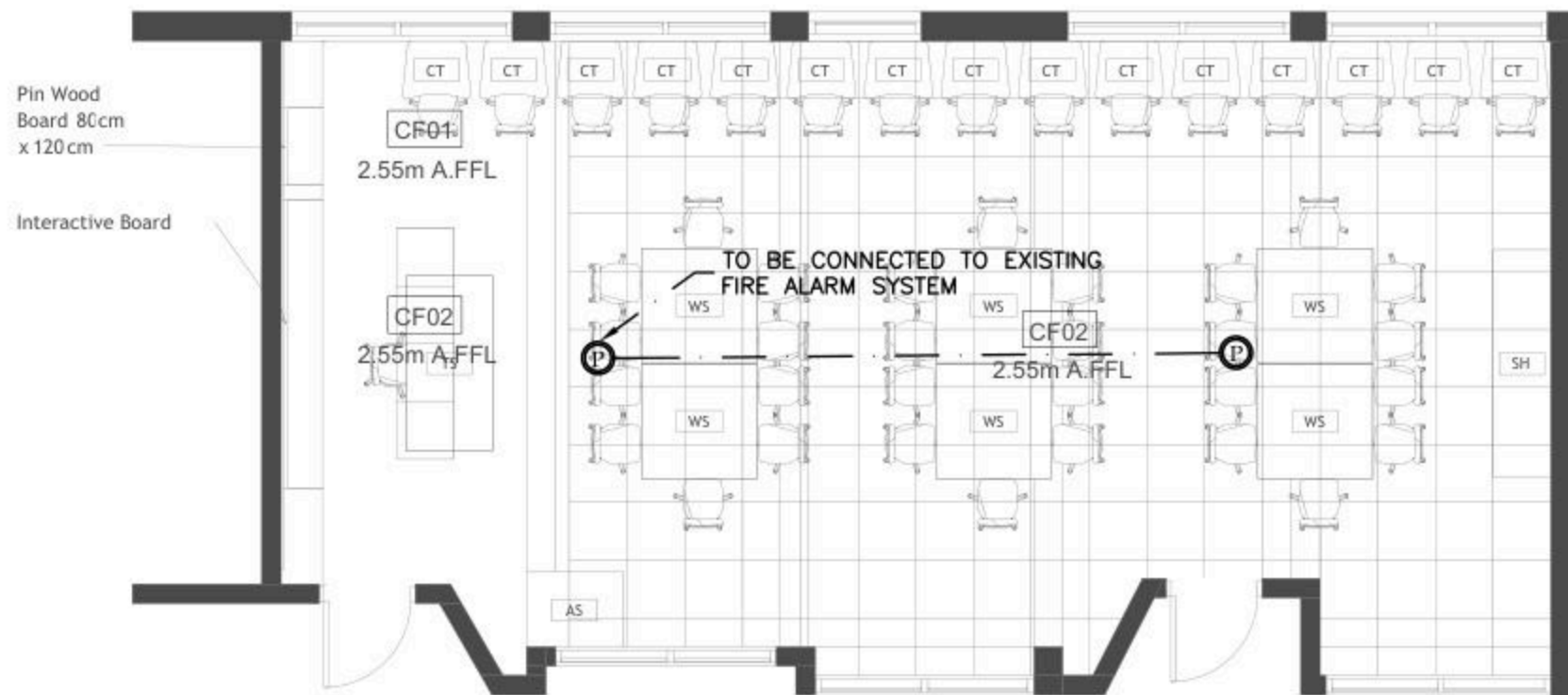
Ramallah  
Tel. Fax 02-2967876  
E-Mail : info@orbit.ps  
Website : www.orbit.ps  
Orbit Consultant Engineers

Electrical Engineering  
Designed by: E.E. Osama Abu Ali  
Drawn by: E. Sagem  
Checked by: E.E. Abdel Hady Abu Ali  
Approved by: E.E. Rameen Sufi  
*[Signature]*  
**RAMEEN DESIGN**

LOW VOLTAGE LAYOUT

Date: 06.11.2025  
Scale: 1/100  
City: RAMALLAH  
Ref: GLOBE  
**E 501**

NOTES



No.	DATE	DESCRIPTION
1		
2		
3		
4		
5		

**Orbit** Ramallah  
 Tel. Fax 02-2967876  
 E-Mail: info@orbit.ps  
 Website: www.orbit.ps  
**Orbit Consultant Engineers**

**Electrical Engineering**  
 Designed by: E.E. Osama Abu Ali  
 Drawn by: E.E. Osama Abu Ali  
 Checked by: E.E. Osama Abu Ali  
 Approved by: E.E. Osama Abu Ali

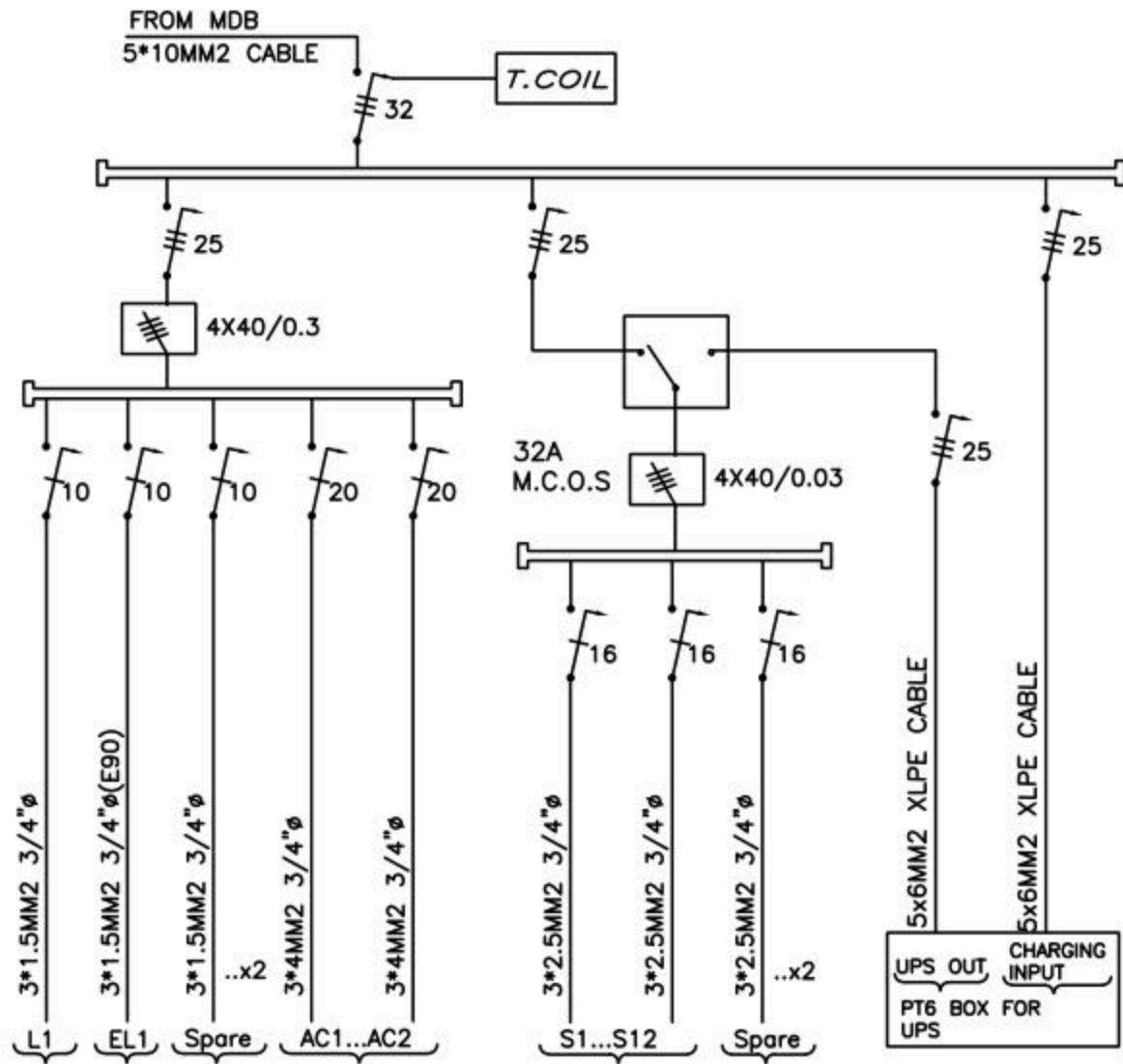
**RAMEEN DESIGN**

**FIRE ALARM LAYOUT**

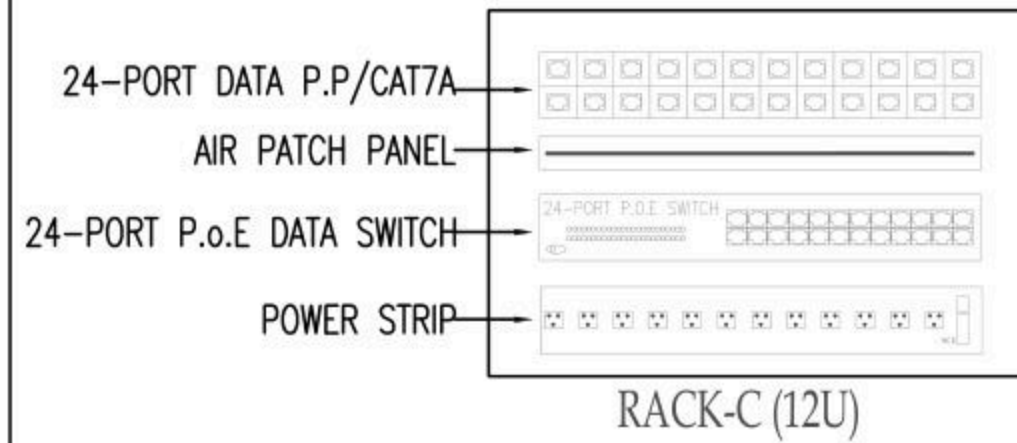
Date: OCT. 2025  
 Scale: 1/100  
 City: RAMALLAH  
 Ref: GLOBE

**E 601**

BOARD NAME: DBC



17 DATA POINTS/CAT7A CABLES



No.	DATE	DESCRIPTION
1		
2		
3		
4		
5		
6		
7		

Ramallah  
Tel: Fax02-2967876  
E-Mail: info@orbit.ps  
Website: www.orbit.ps  
Orbit Consultant Engineers

Electrical Engineering  
Designed by: E.E. Osama Abu Ali  
Drawn by: E.E. Osama Abu Ali  
Checked by: E.E. Osama Abu Ali  
Approved by: E.E. Osama Abu Ali

RAMEEN DESIGN

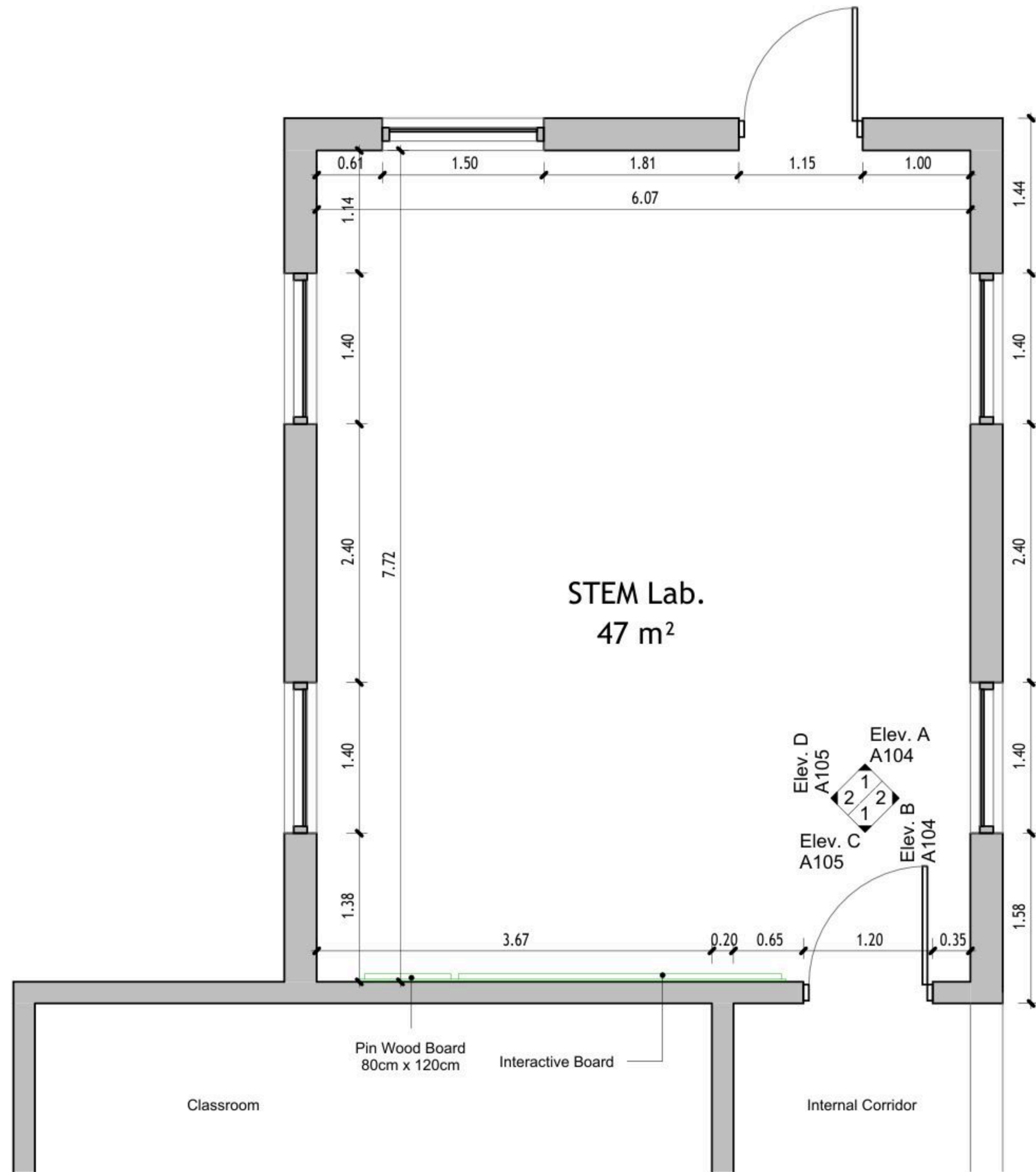
POWER DIAGRAMS  
Date: 06/1/2025  
Scale: 1/100  
City: RAMALLAH  
Net: GLOBE

E 701

Design and supervision consultancy for rehabilitation and/or creation of  
STEM Labs in schools in the West Bank

Tammoun Second Basic Boys School





① Floor Plan  
1 : 50

DRAWING NOTES:

Contracting Authority:



CONSULTANT:

**GLOB CONSULTANTS**

Qaddura Street  
 Ramallah, Palestine  
 Tel 022982405  
 email: hqurt@glob-consult.com



THIS DRAWING IS THE COPYRIGHT OF GLOB. CONSULTANTS AND MUST NOT BE RETAINED, COPIED OR USED WITHOUT THE CONSULTANTS' AUTHORIZATION

Rev.	Description	App. by	Date

DESIGNED BY:

APPROVED BY: Dr. Husni Qurt

DWG ISSUE DATE: 9/15/2025

PROJECT:

Eight STEM Labs in Middle and Northern Governorates

**PSE22001-10070**

Tammoun Second Basic Boys School

DRAWING TITLE:

**Dimensions Plan**

JOB #	DWG # <b>A101</b>	BLOCK # 00
SCALE: 1 : 50	Sht. of	REV. #

DRAWING NOTES:

Contracting Authority:

Enabel



CONSULTANT:

**GLOB CONSULTANTS**

Qaddura Street  
 Ramallah, Palestine  
 Tel 022982405  
 email: hqurt@glob-consult.com



THIS DRAWING IS THE COPYRIGHT OF GLOB. CONSULTANTS AND MUST NOT BE RETAINED, COPIED OR USED WITHOUT THE CONSULTANTS' AUTHORIZATION

Rev	Description	App. by	Date

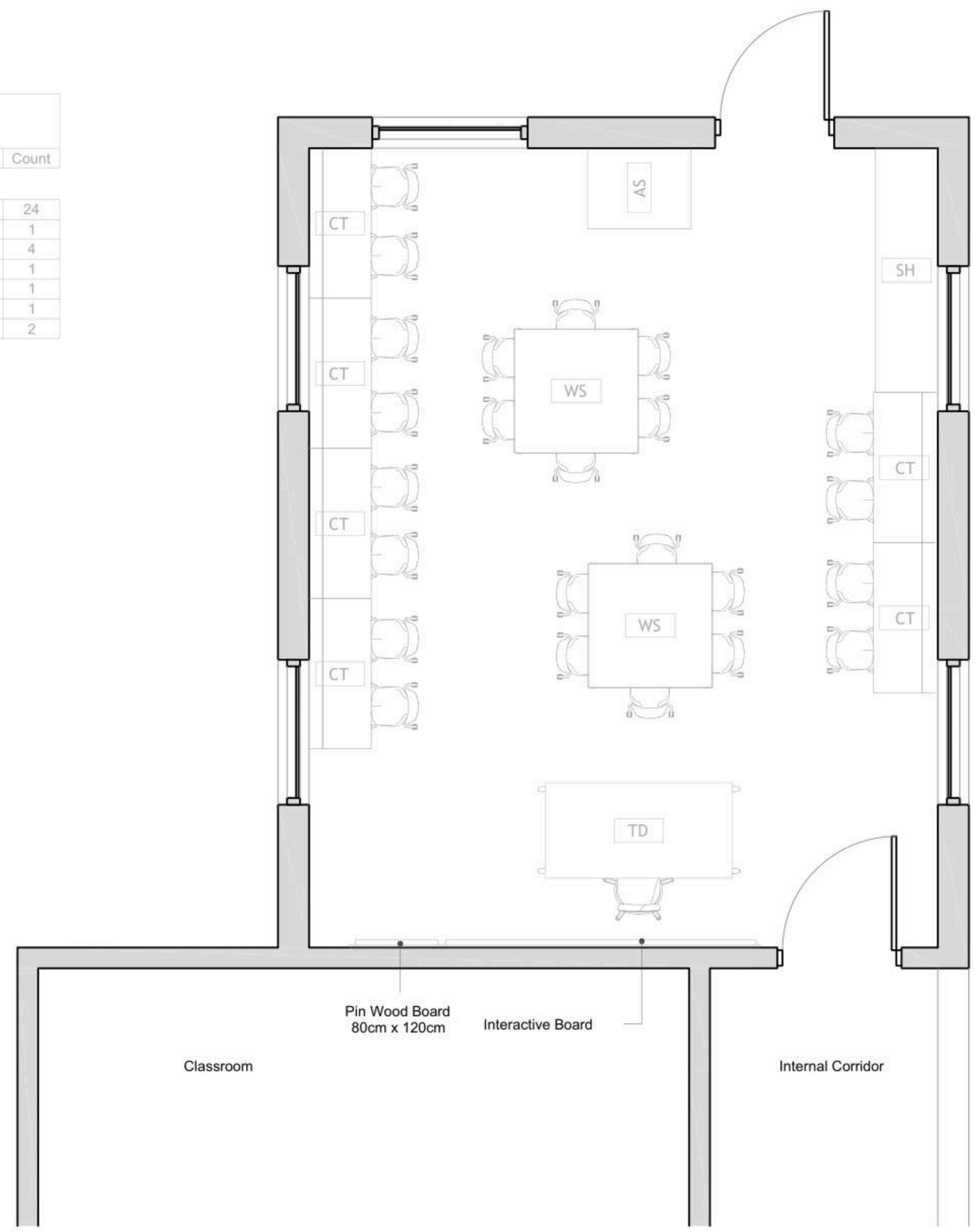
**DESIGNED BY:**  
**APPROVED BY:** Dr. Husni Qurt  
**DWG ISSUE DATE:** 9/15/2025

**PROJECT:**  
 Eight STEM Labs in Middle and Northern Governorates  
**STEM Labs Design- As-Built**  
 Tammoun Second Basic Boys School

**DRAWING TITLE:**  
**Furniture Plan**

JOB #	DWG #	BLOCK #
	<b>A102</b>	<b>00</b>
SCALE:	SHL of	REV. #
1 : 50		

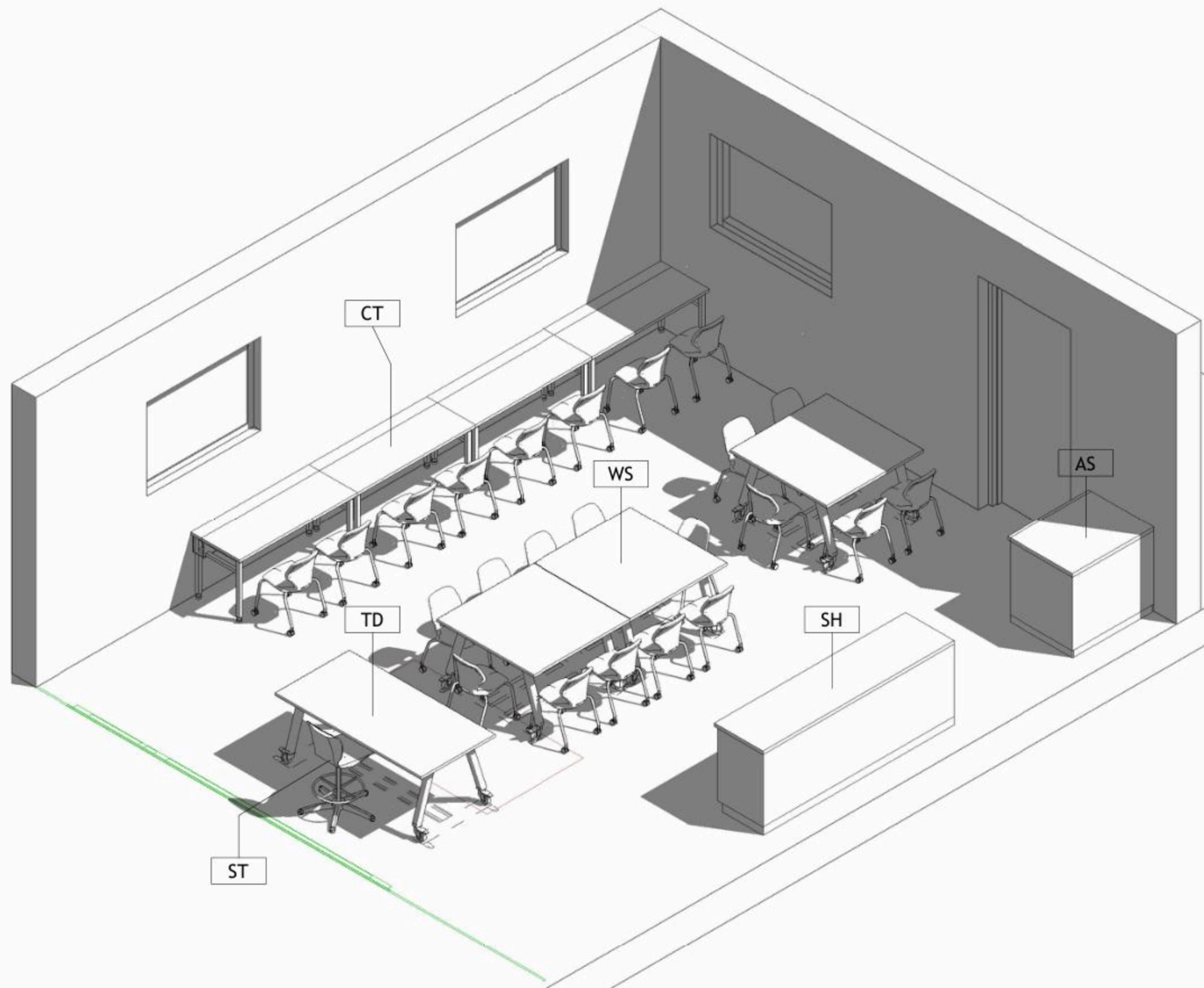
Furniture Schedule		
ID	Description	Count
	Student Chair	24
AS	Arts Storage (A1)	1
CT	Computer Table	4
SH	Shelves Storage	1
ST	Adjustable Stool	1
TD	Planner Studio Table	1
WS	Work Station	2



1 Floor Plan  
 1 : 50







1 Isometric

DRAWING NOTES:

---

Contracting Authority:

**Enabel**




---

CONSULTANT:

**GLOB CONSULTANTS**

Qaddura Street  
 Ramallah, Palestine  
 Tel 022982405  
 email: hqurt@glob-consult.com




---

THIS DRAWING IS THE COPYRIGHT OF GLOB. CONSULTANTS AND MUST NOT BE RETAINED, COPIED OR USED WITHOUT THE CONSULTANTS' AUTHORIZATION

Rev.	Description	App. by	Date

DESIGNED BY:

APPROVED BY: Dr. Husni Qurt

DWG ISSUE DATE: 9/15/2025

PROJECT:

**Eight STEM Labs in Middle and Northern Governorates**

**PSE22001-10070**

Tammoun Second Basic Boys School

---

DRAWING TITLE:

**Isometric**

---

JOB #	DWG #	BLOCK #
	<b>A106</b>	<b>00</b>
SCALE:	Sht. of	REV. #



NO.	DESCRIPTION	SYMBOL	DESCRIPTION
E000	TITLE&LEGEND		3-PIN,(1-PHASE) 16A SOCKET OUTLET
E101	LIGHTING LAYOUT		DITTO, BUT WEATHER PROOF
E201	EMERGENCY LIGHTING LAYOUT		3-PIN,(1-PHASE) 16A DOUBLE SOCKET OUTLET
E301	POWER LAYOUT		DITTO, BUT WEATHER PROOF
E401	POWER FOR MECH LAYOUT		SOCKET ABOVE FALSE CEILING
E501	LOW VOLTAGE LAYOUT		3-PIN,(1-PHASE) 16A SOCKET OUTLET RED COLOR CONNECTED TO UPS
E601	FIRE ALARM SYSTEM		DITTO, BUT DOUBLE SOCKET OUTLET
E701	POWER DIAGRAMS		(3-PHASE) 16A SOCKET OUTLET
			20A AC SOCKET OUTLET
			FLOOR MOUNTED BOX,16 MODULE
			ELECTRIC BOX.
			EXTRACT FAN,WALL OR INLINE.
			ISOLATING SWITCH,2P,4P
			AC UNIT,OUTDOOR,INDOOR.
			CIRCUIT BREAKER,MCB,MCCB
			EARTH LEAKAGE RELAY (RCD)
			AUTOMATIC TRANSFER SWITCH (ATS)
			TRIP COIL UNIT
			TELEPHONE SOCKET OUTLET
			DATA SOCKET OUTLET
			INDOOR,OUTDOOR INTERCOME OUTLET
			DATA CABINATE
			SATELLITE SOCKET OUTLET
			WALL MOUNTED CAMERA,INDOOR&OUTDOOR
			DOME CAMERA.
			DIGITAL VIDEO RECORDER
			WALL MOUNTED LOUD SPEAKER
			CEILING MOUNTED LOUD SPEAKER
			OUTDOOR HORN LOUD SPEAKER
			AMPLIFIER UNIT
			ADDRESSABLE PHOTO OPTICAL SMOKE DETECTOR
			ADDRESSABLE HEAT DETECTOR
			BREAK GLASS UNIT
			INDOOR SIREN AUDIO ONLY
			OUTDOOR SIREN AUDIOVISUAL.
			ADDRESSABLE FIRE ALARM CONTROL PANEL
			ONE-WAY SWITCH SINGLE POLE ONE GANG, TWO GANG, THREE GANG
			BUSH BUTTON, FOR STAIR CASE LIGHTING
			TWO-WAY/SINGLE POLE SWITCH, INTERMEDIATE, CROSS SWITCH
			ELECTRICAL BELL
			MAIN DISTRIBUTION BOARD
			SUB DISTRIBUTION BOARD

	SYMBOL	DESCRIPTION
A1		RECESSED MOUNTED 60*60, LED 36W , 4000LM, 111LM/W, 4000K, CRI>90, IP40, UGR<19, 50.000HØL80B20, EXTRUDED ALUMINUM BODY, PMMA TRANSPARENT THERMOPLASTIC COVER, ANTI-GLARE MICRO-PRISMATIC SCREEN, WHITE COLOUR.
A2		SURFACE MOUNTED EMERGENCY LIGHTING FIXTURE, 6W, 920LM, 6000K, 50.000H, OPTICS FOR OPEN AREA, POLYCARBONATE BODY,SELF CONTAINED TYPE,EMERGENCY KIT FOR THREE HOURS DURATION.

GENERAL NOTES
<p>1- The lighting, power, and low current systems shall be installed separately from each other, i.e. conduits, wires boxes, Etc.</p> <p>2- Outlet boxes for switches are to be fixed 130cm above FFL and 12 cm horizontally from the outside edge of the nearest door, except where otherwise indicated.</p> <p>3- Switches shall be wired in the phase lines only, the neutral conductors shall not be broken.</p> <p>4- Boxes for sockets outlets are to be installed 60cm above FFL, except in kitchen and where otherwise indicated.</p> <p>5- All sockets shall be wired in the same manner with the phase always connected to the same pole ( right pole ).</p> <p>6- The height of the top edge of the power Distribution Board above FFL to be 180 cm.</p> <p>7- All panel boards shall be with doors, and shall be wether water proof in wet areas.</p> <p>8- The main C.Bs shall be air insulated, adjustable, with magnetic and thermal 10protection, and have a min. rupturing capacity of 25 k.A.</p> <p>9- The Miniature CBs shall be of the air insulated type with magnetic and thermal protection and fixed adjustment, the main rupturing capacity of these M.C.Bs shall not be less than 6 K.A.</p> <p>11- The foundation of the building should be used in the main earth system, but the electrodes are added to the main earth system if the resistance test does not 12-fulfill requirements, typically one Ohm.</p> <p>13- Galvanized steel strips must be welded to beams every 1.5m in closed loop, and when reaching columns, columns should be sorounded by steel strips and welded well to earthing loop Galvanized steel strips should not be less than 30*3mm Earth resistance measuring shall be carried before backfilling.</p>

No.	DATE	DESCRIPTION
1		
2		
3		
4		
5		



**Orbit** Ramallah  
 Tel.Fax02-2967876  
 E.Mail :info@orbit.ps  
 Website :www.orbit.ps  
**Orbit Consultant Engineers**

Electrical Engineering

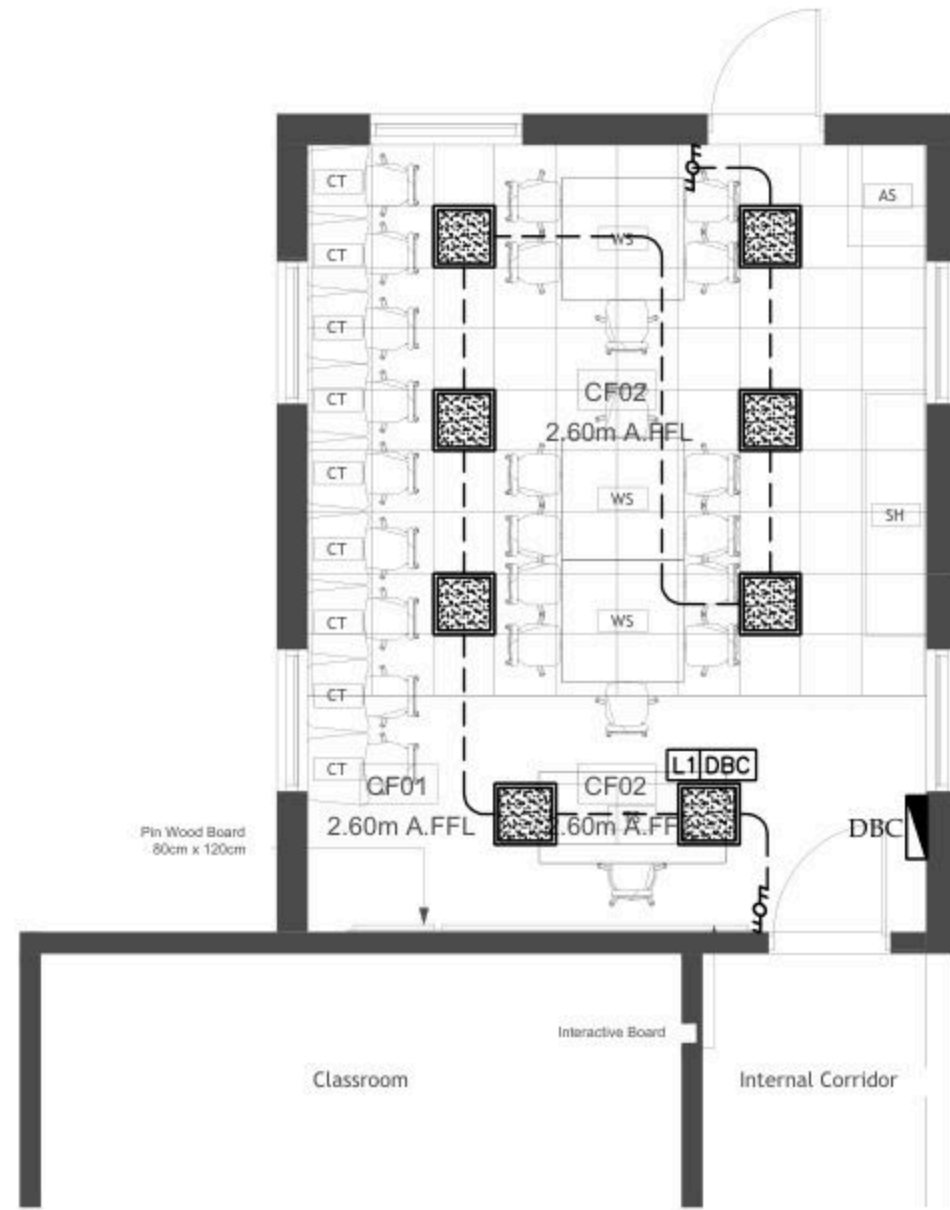
Designed by: E.E.GUSH ABU JAW  
 Drawn by: Team  
 Checked by: E.E.Abed Abu Ma  
 Approved by: E.E.Hamadun Sal  
**TAMMOUN DESIGN**

TITLE AND LEGEND

Date: OCT 2025  
 Scale: 1/100  
 City: RAMALLAH  
 Ref: GLOBE

**E 000**

NOTES



No.	DATE	DESCRIPTION
1		
2		
3		
4		
5		

**Orbit** Ramallah  
 Tel. Fax02-2967876  
 E-Mail : info@orbit.ps  
 Website : www.orbit.ps  
**Orbit Consultant Engineers**

**Electrical Engineering**  
 Designed by: E.E. Osama Abu Ali  
 Drawn by: E.E. Osama Abu Ali  
 Checked by: E.E. Osama Abu Ali  
 Approved by: E.E. Osama Abu Ali

*OSAMA*

**TAMMOUN DESIGN**

**LIGHTING LAYOUT**

Date: 06.11.2025  
 Scale: 1/100  
 City: RAMALLAH  
 Ref: GLOBE

**E 101**

NOTES



TAMMOUN LAB

No.	DATE	DESCRIPTION
1		
2		
3		
4		
5		



Ramallah  
Tel. Fax 02-2967876  
E-Mail : info@orbit.ps  
Website : www.orbit.ps  
**Orbit Consultant Engineers**

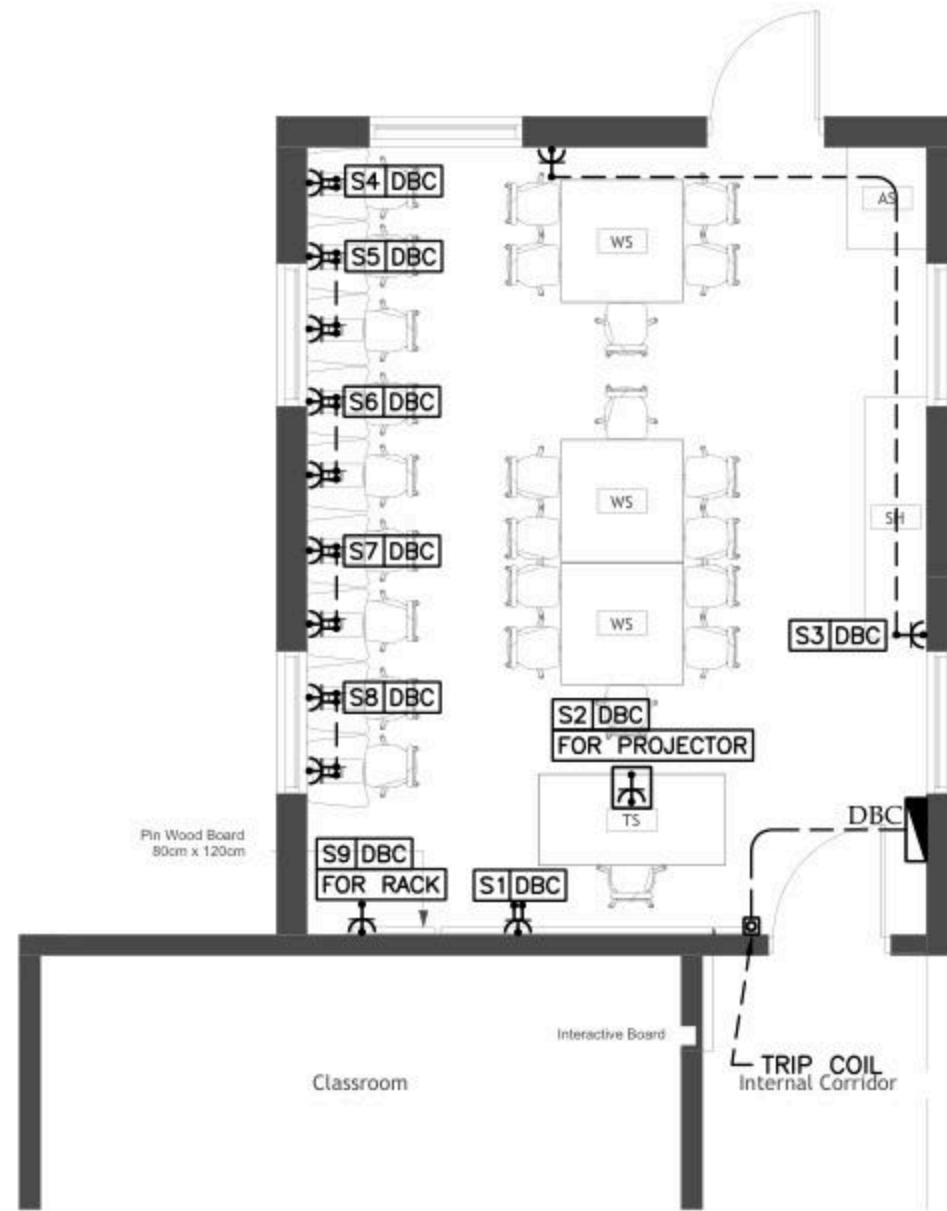
**Electrical Engineering**  
Designed by: E.E. Osama Abu Ali  
Drawn by: E.E. Osama Abu Ali  
Checked by: E.E. Osama Abu Ali  
Approved by: E.E. Osama Abu Ali

TAMMOUN DESIGN

EMERGENCY LIGHTING LAYOUT

Date:	06.11.2025	<b>E 201</b>
Scale:	1/100	
City:	RAMALLAH	
Ref:	GLOE	

NOTES



No.	DATE	DESCRIPTION
1		
2		
3		
4		
5		



Ramallah  
Tel. Fax 02-2967876  
E-Mail : info@orbit.ps  
Website : www.orbit.ps  
Orbit Consultant Engineers

Electrical Engineering  
Designed by: E.E. Osama Abu Ali  
Drawn by: E. Samir  
Checked by: E.E. Abdel Hady Abu Ali  
Approved by: E.E. Amr Abdel Samir

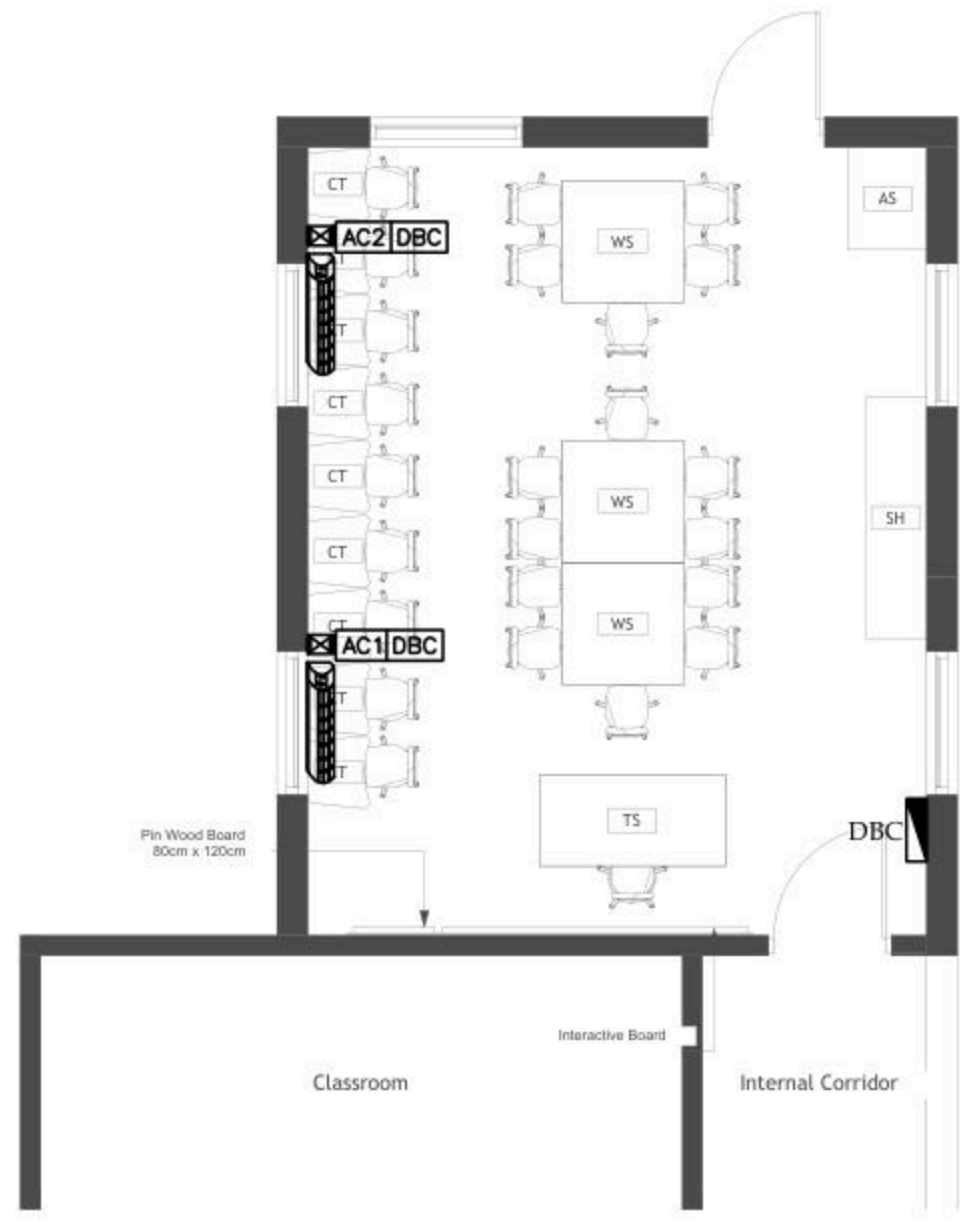
TAMMOUN DESIGN

POWER LAYOUT

Date: 06.11.2025  
Scale: 1/100  
City: RAMALLAH  
Net: GLOBE

E 301

NOTES



TAMMOUN LAB

No.	DATE	DESCRIPTION
1		
2		
3		
4		
5		

Orbit Ramallah  
 Tel. Fax 02-2967876  
 E-Mail : info@orbit.ps  
 Website : www.orbit.ps  
 Orbit Consultant Engineers

Electrical Engineering  
 Designed by: E.E. Osama Abu Ali  
 Drawn by: E.E. Osama Abu Ali  
 Checked by: E.E. Osama Abu Ali  
 Approved by: E.E. Osama Abu Ali

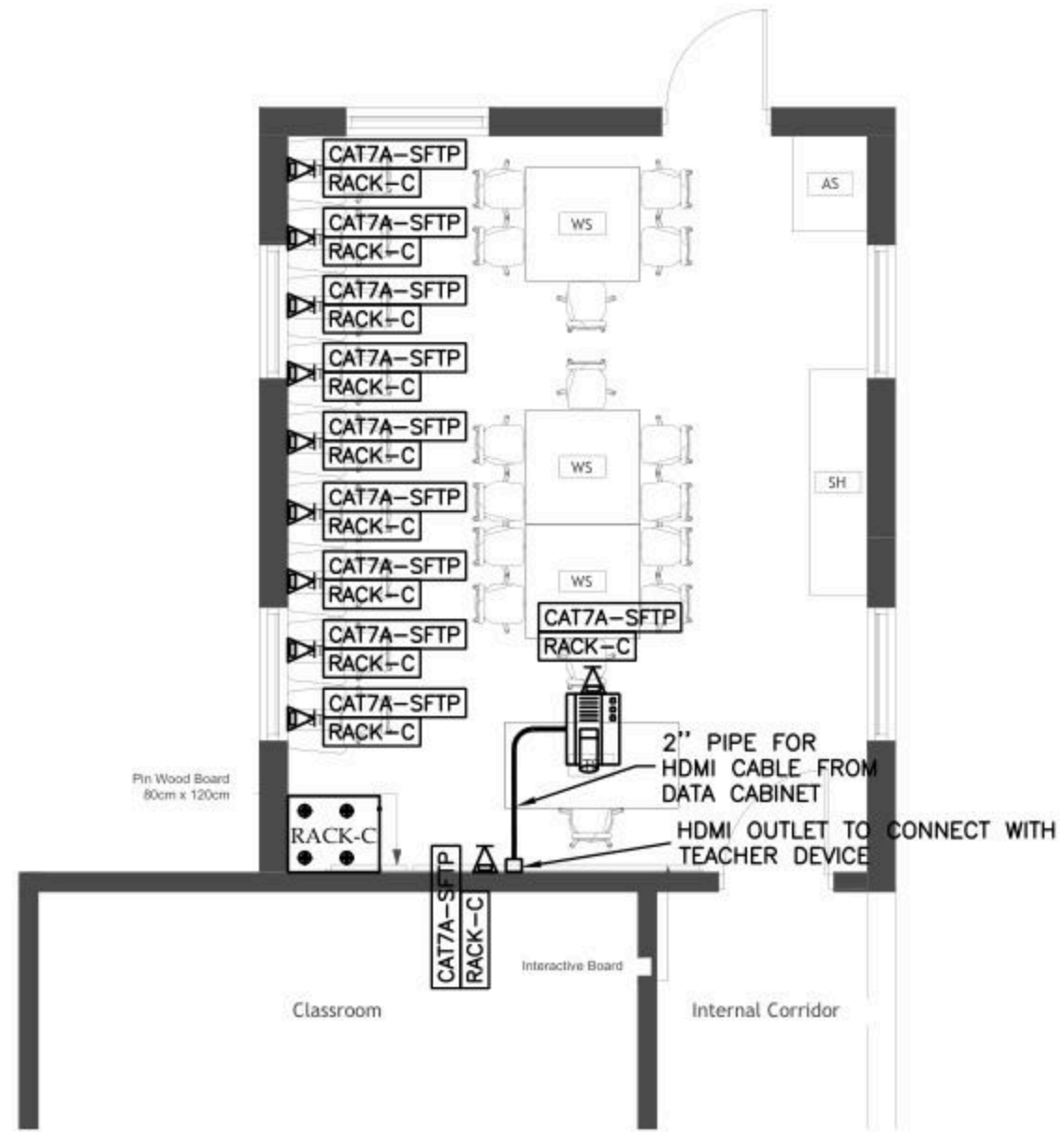
TAMMOUN DESIGN

POWER FOR MECH

Date:	06.1.2025
Scale:	1/100
City:	RAMALLAH
Ref:	GLOBE

E 401

NOTES



Pin Wood Board  
80cm x 120cm

Classroom

Internal Corridor

TAMMOUN LAB

No.	DATE	DESCRIPTION
1		
2		
3		
4		
5		



Ramallah  
Tel: Fax02-2967876  
E-Mail: info@orbit.ps  
Website: www.orbit.ps  
Orbit Consultant Engineers

Electrical Engineering  
Designed by: E.E. Osama Abu Alwa  
Drawn by: E. Salem  
Checked by: E.E. Abdel Hady Abu  
Approved by: E.E. Amr Abdel-Sattar

*(Signature)*

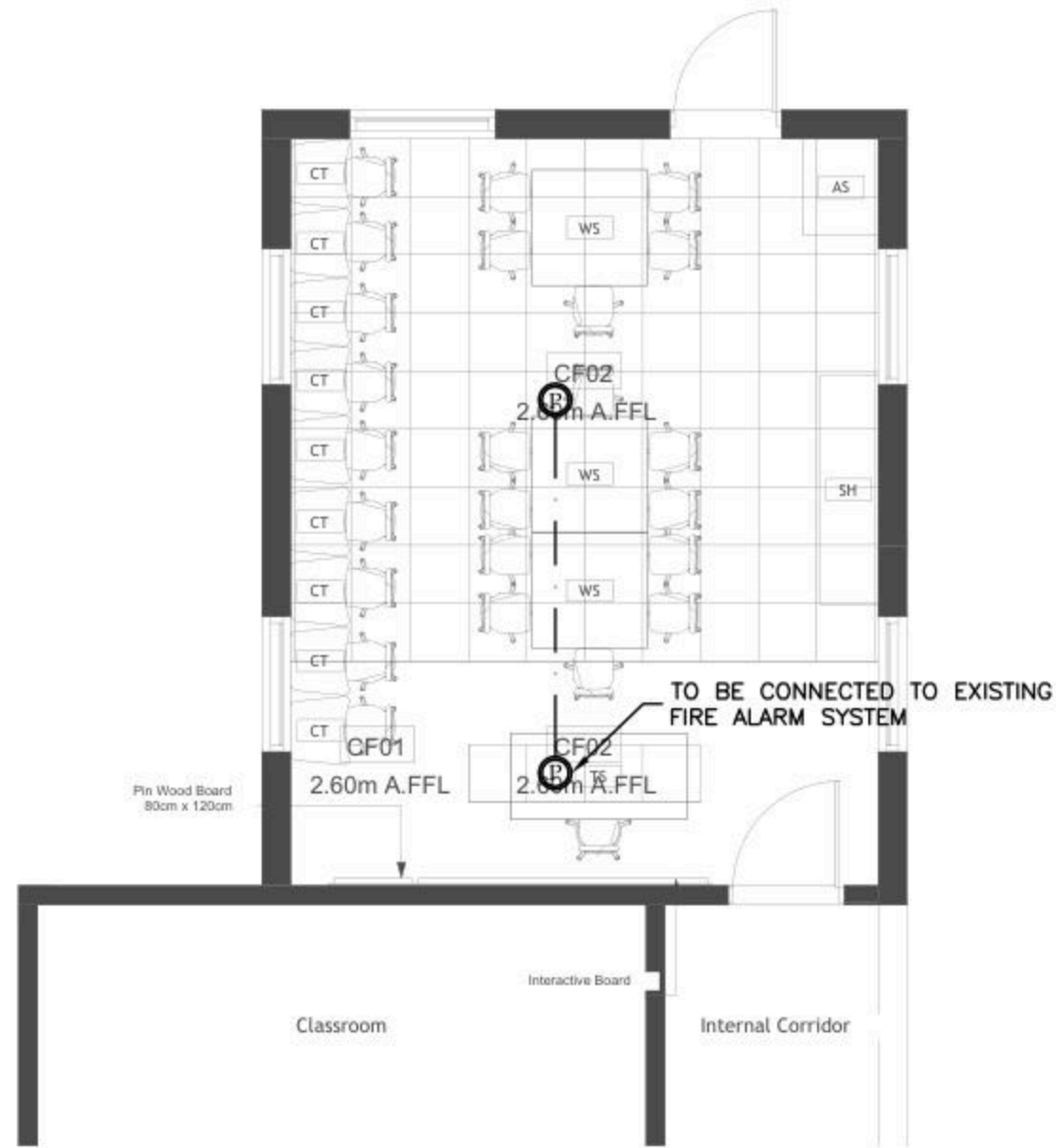
TAMMOUN DESIGN

LOW VOLTAGE LAYOUT

Date:	06.1.2025
Scale:	1/100
City:	RAMALLAH
Ref:	GLOBE

E 501

NOTES



No.	DATE	DESCRIPTION
1		
2		
3		
4		
5		



Ramallah  
Tel: Fax02-2967876  
E-Mail: info@orbit.ps  
Website: www.orbit.ps  
Orbit Consultant Engineers

Electrical Engineering  
Designed by: E.E. Osama Abu Ali  
Drawn by: E. Samir  
Checked by: E.E. Abdel Hady Abu Ali  
Approved by: E.E. Amr Abdel Samir

TAMMOUN DESIGN

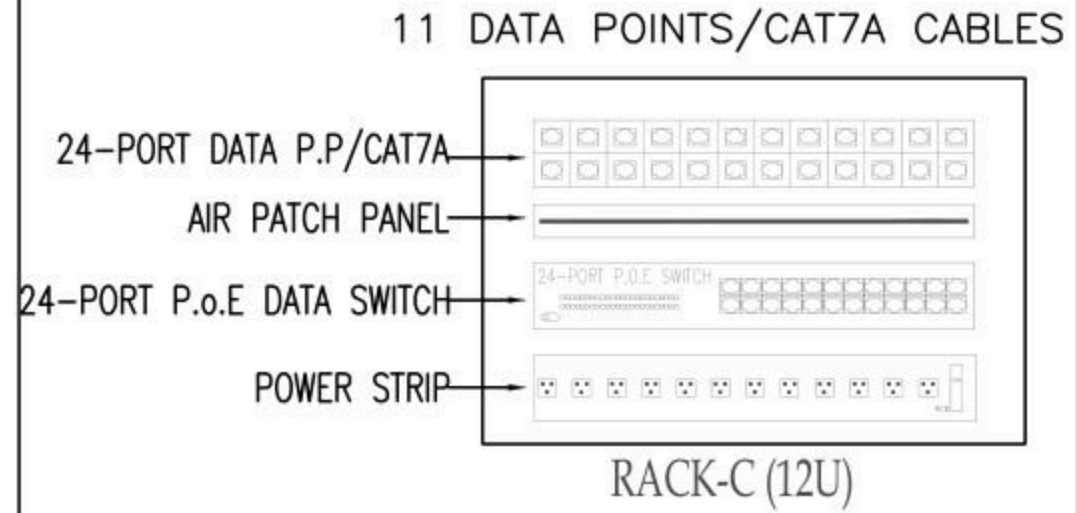
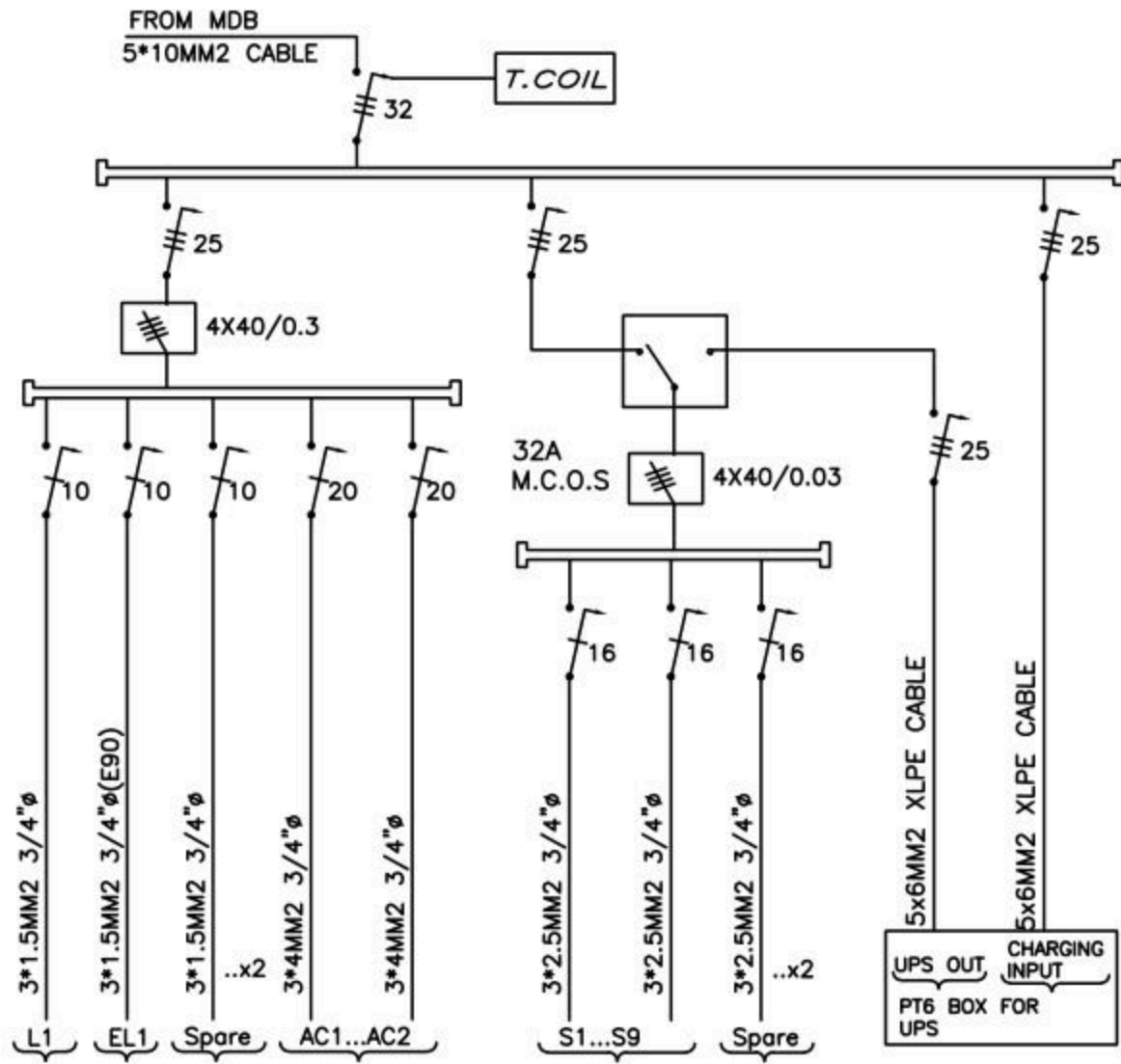
FIRE ALARM LAYOUT

Date: 06.11.2025  
Scale: 1/100  
City: RAMALLAH  
Ref: GLOBE

E 601

TAMMOUN LAB

BOARD NAME: DBC



No.	DATE	DESCRIPTION
1		
2		
3		
4		
5		

Ramallah  
Tel: Fax02-2967876  
E-Mail: info@orbit.ps  
Website: www.orbit.ps  
Orbit Consultant Engineers

Electrical Engineering  
Designed by: E.E. Osama Abu Ali  
Drawn by: E. Samir  
Checked by: E.E. Abdel Hady Abu  
Approved by: E.E. Ramallah  
*[Signature]*  
TAMMOUN DESIGN

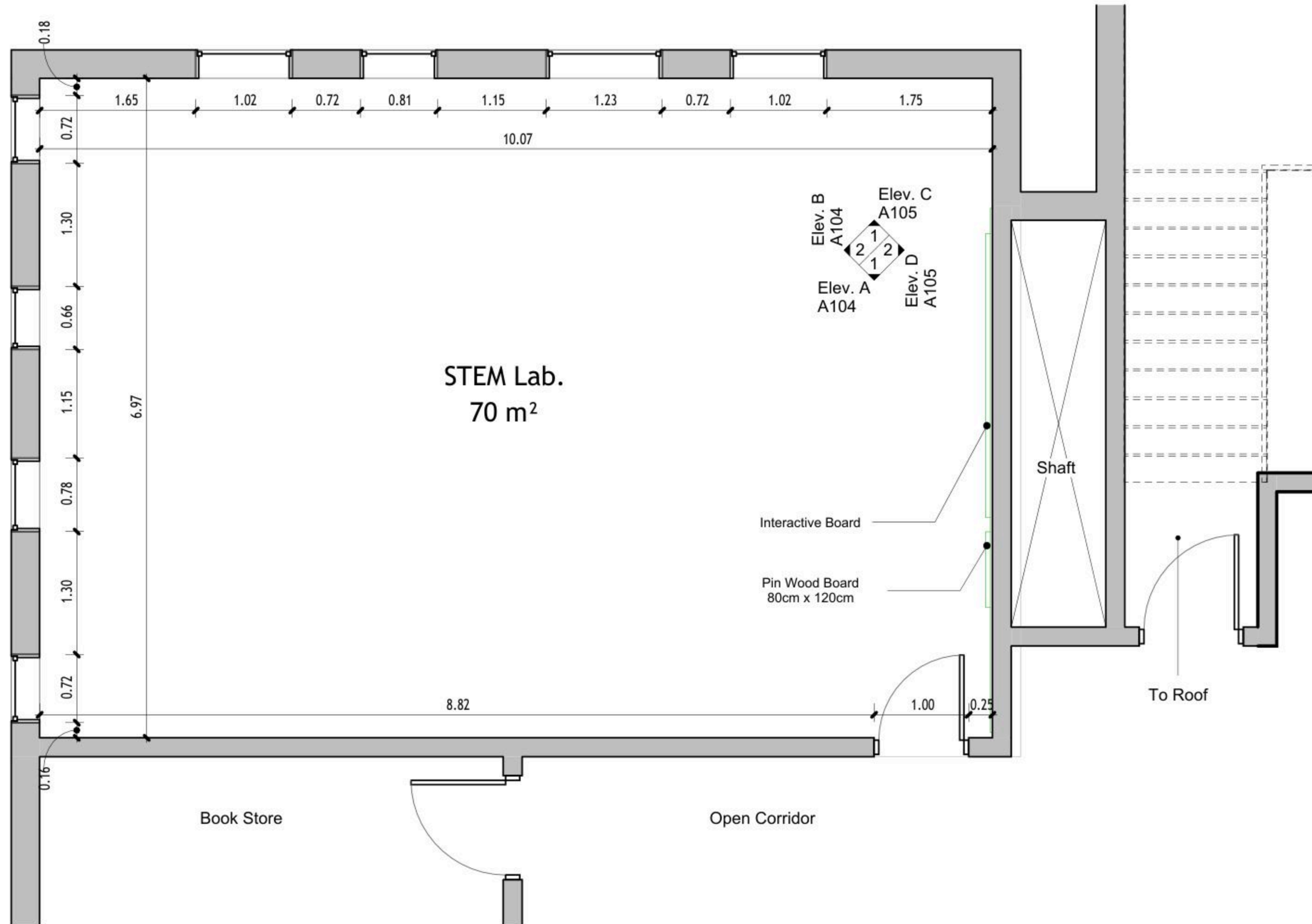
POWER DIAGRAMS

Date: 06/1/2025  
Scale: 1/100  
City: RAMALLAH  
Sheet: 01/08  
E 701

Design and supervision consultancy for rehabilitation and/or creation of  
STEM Labs in schools in the West Bank

Musqat Secondary Boys School





1 Floor Plan  
1 : 50

DRAWING NOTES:

Contracting Authority:

**Enabel**

**Enabel**

CONSULTANT:

**GLOB CONSULTANTS**

Qaddura Street  
Ramallah, Palestine  
Tel 022982405  
email: hqurt@glob-consult.com

**Globe Consultants**  
Architects and Engineers

THIS DRAWING IS THE COPYRIGHT OF GLOB. CONSULTANTS AND MUST NOT BE RETAINED, COPIED OR USED WITHOUT THE CONSULTANTS' AUTHORIZATION

Rev.	Description	App. by	Date

DESIGNED BY:

APPROVED BY: Dr. Husni Qurt

DWG ISSUE DATE: 09/09/25

PROJECT:

**Eight STEM Labs in Middle and Northern Governorates**

**PSE22001-10070**

Musqat Secondary Boys School

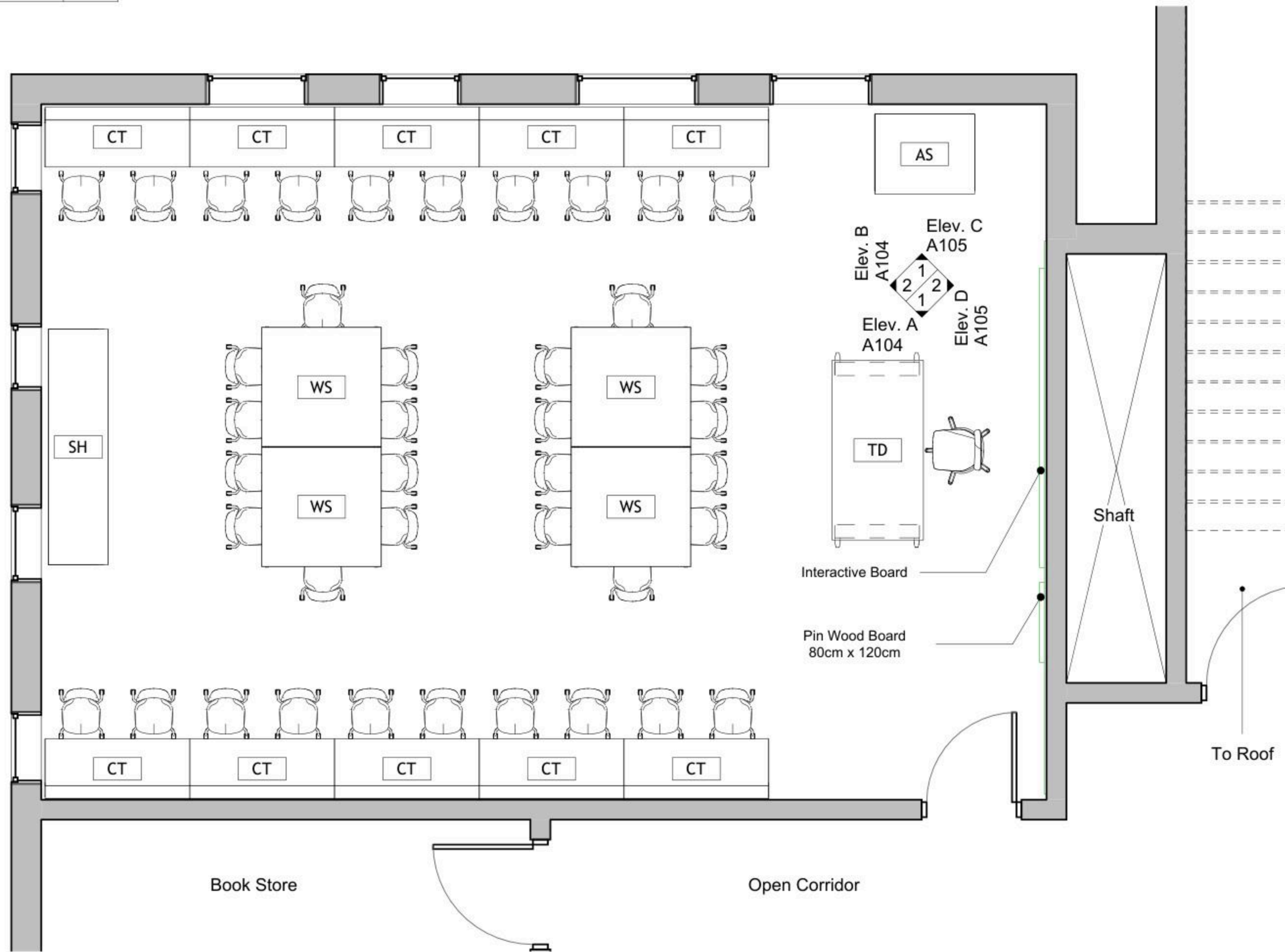
DRAWING TITLE:

**Dimensions Plan**

JOB #	DWG #	BLOCK #
	<b>A101</b>	<b>00</b>
SCALE:	Sht. of	REV. #
1 : 50		

### Furniture Schedule

ID	Description	Count
	Student Chair	40
AS	Arts Storage (A1)	1
CT	Computer Table	10
SH	Shelves Storage	1
ST	Adjustable Stool	1
TD	Planner Studio Table	1
WS	Work Station	4



① Furniture Plan  
1 : 50

DRAWING NOTES:

Contracting Authority:



CONSULTANT:  
**GLOB CONSULTANTS**

Qaddura Street  
Ramallah, Palestine  
Tel 022982405  
email: hqurt@glob-consult.com



THIS DRAWING IS THE COPYRIGHT OF GLOB. CONSULTANTS AND MUST NOT BE RETAINED, COPIED OR USED WITHOUT THE CONSULTANTS' AUTHORIZATION

Rev.	Description	App. by	Date

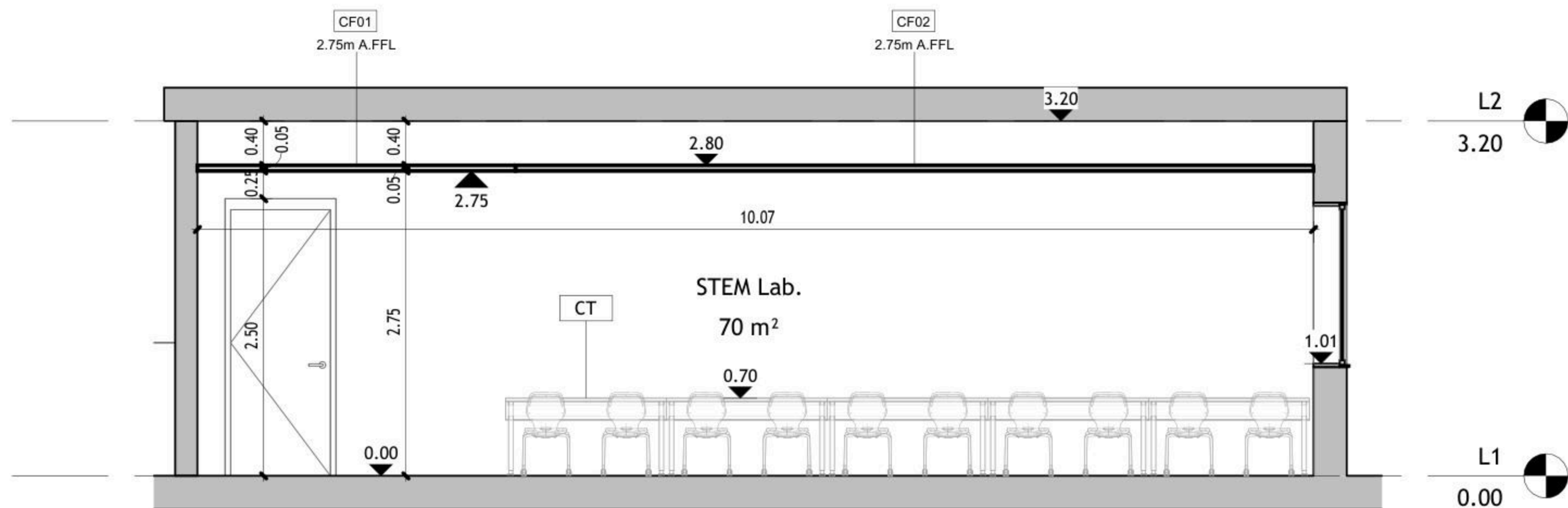
DESIGNED BY:  
APPROVED BY: Dr. Husni Qurt  
DWG ISSUE DATE: 09/09/25

PROJECT:  
Eight STEM Labs in Middle and Northern Governorates  
**PSE22001-10070**

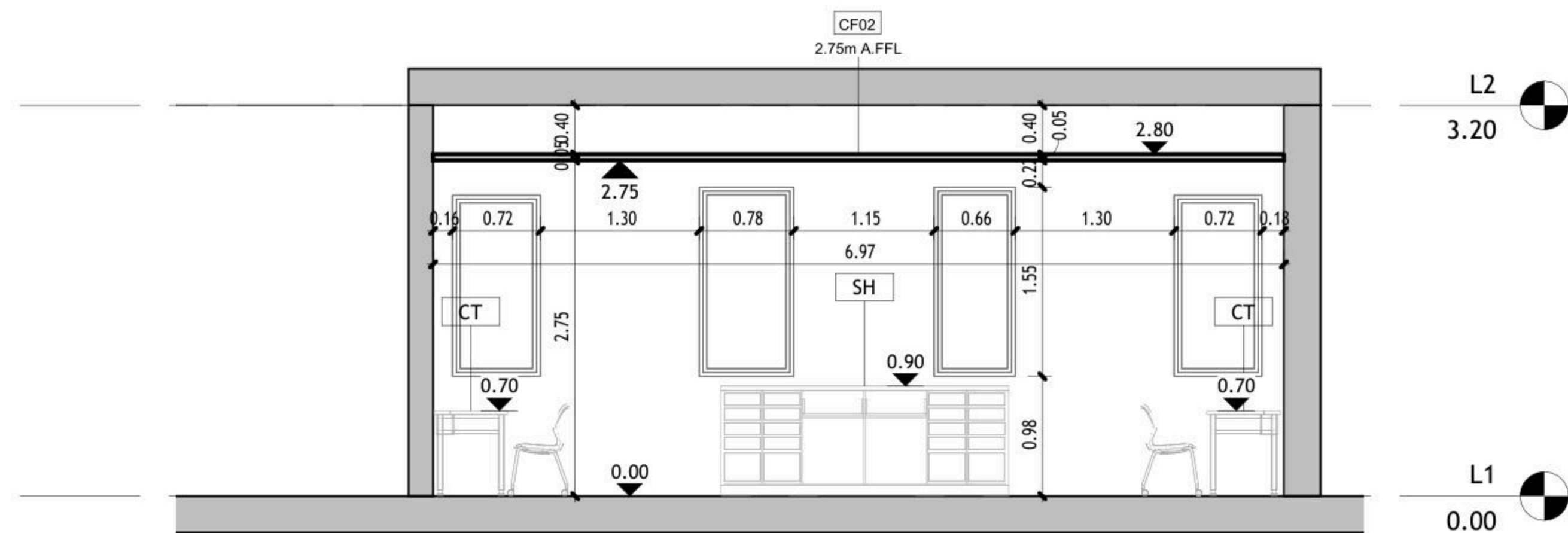
Musqat Secondary Boys School

DRAWING TITLE:  
**Furniture Plan**

JOB #	DWG #	BLOCK #
	<b>A102</b>	<b>00</b>
SCALE:	Sh.	REV. #
1 : 50		



1 Elev. A  
1 : 50



2 Elev. B  
1 : 50

DRAWING NOTES:

Contracting Authority:



CONSULTANT:

**GLOB CONSULTANTS**

Qaddura Street  
Ramallah, Palestine  
Tel 022982405  
email: hqurt@glob-consult.com



THIS DRAWING IS THE COPYRIGHT OF GLOB. CONSULTANTS AND MUST NOT BE RETAINED, COPIED OR USED WITHOUT THE CONSULTANTS' AUTHORIZATION

Rev.	Description	App. by	Date

DESIGNED BY:

APPROVED BY: Dr. Husni Qurt

DWG ISSUE DATE: 09/09/25

PROJECT:

Eight STEM Labs in Middle and Northern Governorates

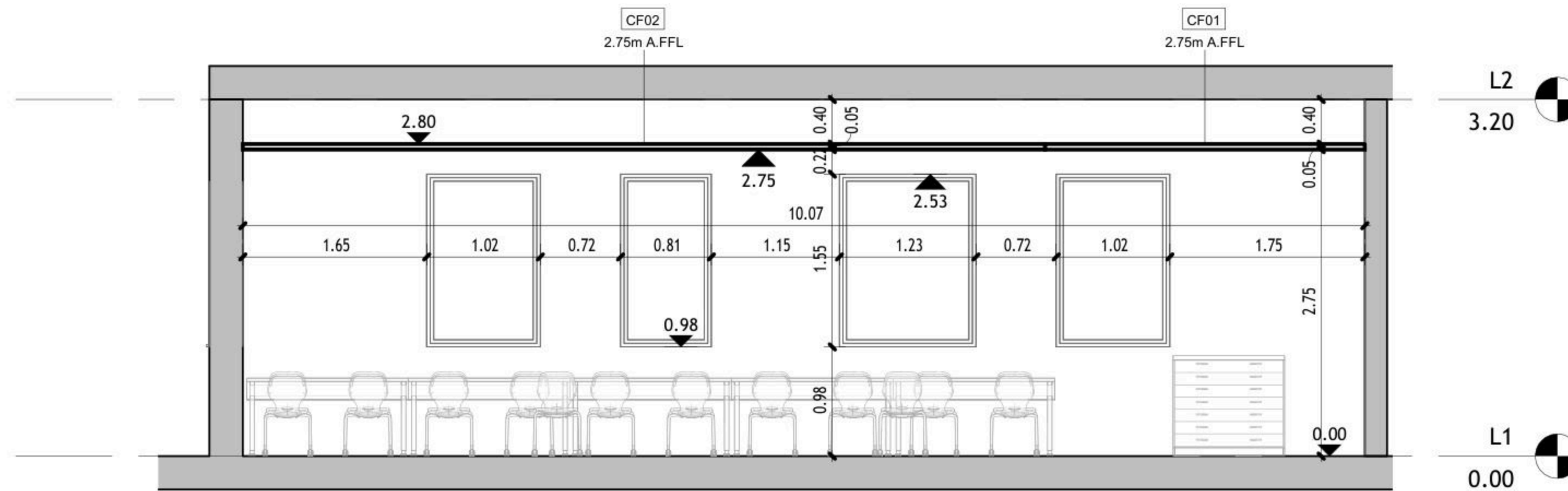
**PSE22001-10070**

Musqat Secondary Boys School

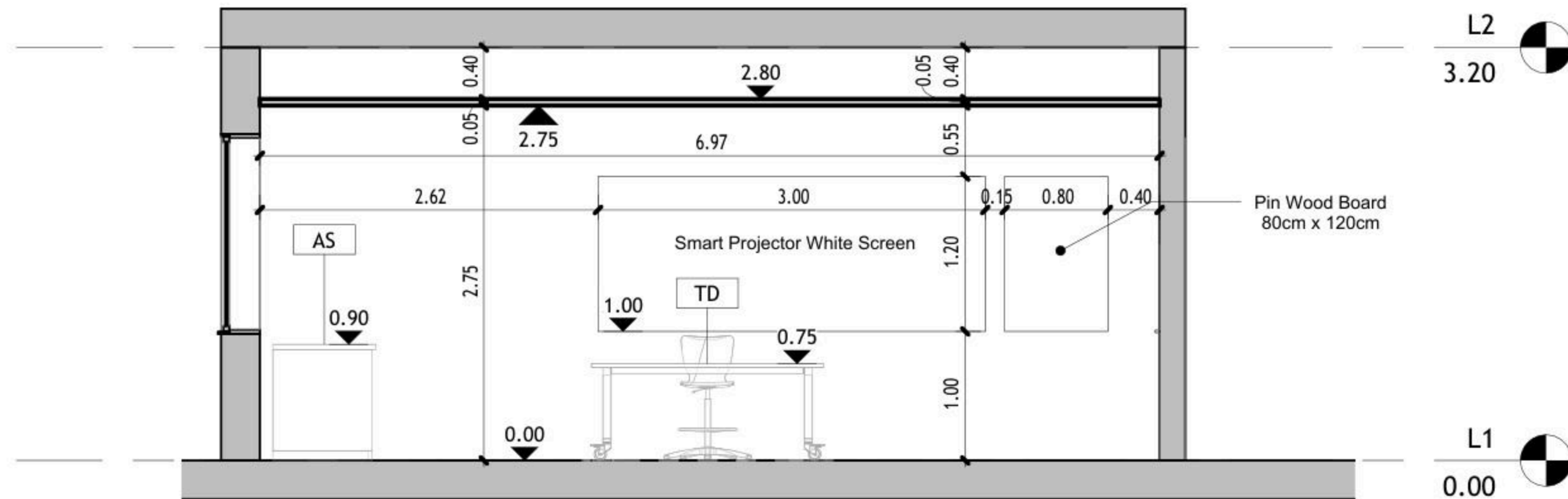
DRAWING TITLE:

**Internal Elevations**

JOB #	DWG # <b>A104</b>	BLOCK # <b>00</b>
SCALE: 1 : 50	Sht. of	REV. #



① Elev. C  
1 : 50



② Elev. D  
1 : 50

DRAWING NOTES:

Contracting Authority:



CONSULTANT:

**GLOB CONSULTANTS**

Qaddura Street  
Ramallah, Palestine  
Tel 022982405  
email: hqurt@glob-consult.com



THIS DRAWING IS THE COPYRIGHT OF GLOB CONSULTANTS AND MUST NOT BE RETAINED, COPIED OR USED WITHOUT THE CONSULTANTS' AUTHORIZATION

Rev.	Description	App. by	Date

DESIGNED BY:

APPROVED BY: Dr. Husni Qurt

DWG ISSUE DATE: 09/09/25

PROJECT:

Eight STEM Labs in Middle and Northern Governorates

**PSE22001-10070**

Musqat Secondary Boys School

DRAWING TITLE:

**Internal Elevations**

JOB #	DWG #	<b>A105</b>	BLOCK #	<b>00</b>
SCALE:	1 : 50	Sht. of	REV. #	

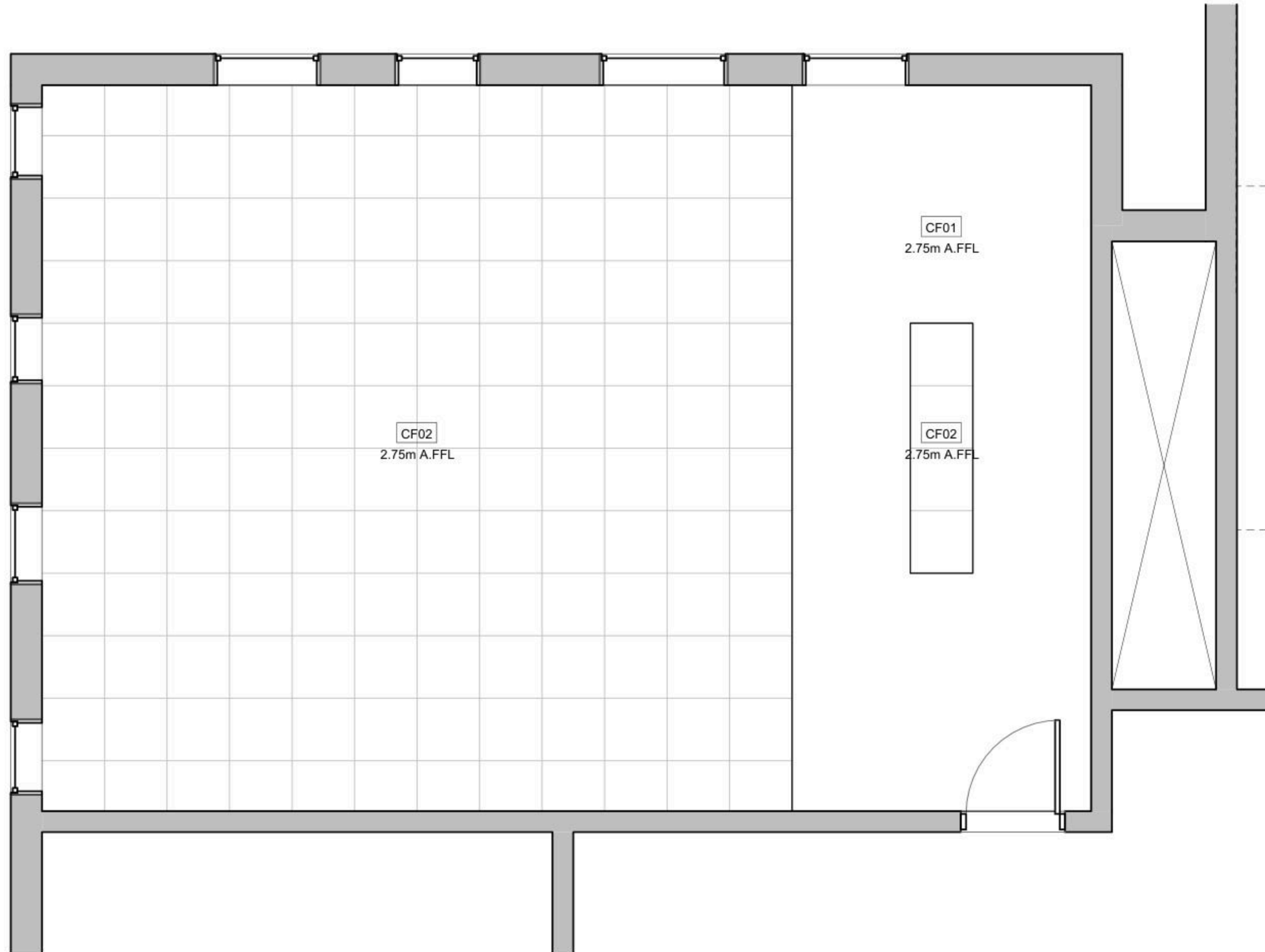


**Ceiling Schedule**

Type Mark	Description	Area
-----------	-------------	------

CF01	Gypsum Board	19 m <sup>2</sup>
CF02	60 * 60 Mineral Fiber Tiles	52 m <sup>2</sup>

Grand total: 3 70 m<sup>2</sup>



① Reflected Ceiling Plan  
1 : 50

DRAWING NOTES:

Contracting Authority:



CONSULTANT:

**GLOB CONSULTANTS**

Qaddura Street  
Ramallah, Palestine  
Tel 022982405  
email: hqurt@glob-consult.com



THIS DRAWING IS THE COPYRIGHT OF GLOB.  
CONSULTANTS AND MUST NOT BE RETAINED,  
COPIED OR USED WITHOUT THE CONSULTANTS'  
AUTHORIZATION

Rev.	Description	App. by	Date

DESIGNED BY:

APPROVED BY: Dr. Husni Qurt

DWG ISSUE DATE: 11/12/25

PROJECT:

**Eight STEM Labs in Middle and  
Northern Governorates**

**PSE22001-10070**

Musqat Secondary Boys School

DRAWING TITLE:

**Reflected Ceiling Plan**

JOB #	DWG # <b>A103</b>	BLOCK # <b>00</b>	REV. #
SCALE: 1 : 50	Sht. of	REV. #	

NO.	DESCRIPTION	SYMBOL	DESCRIPTION
E000	TITLE&LEGEND		3-PIN,(1-PHASE) 16A SOCKET OUTLET
E101	LIGHTING LAYOUT		DITTO, BUT WEATHER PROOF
E201	EMERGENCY LIGHTING LAYOUT		3-PIN,(1-PHASE) 16A DOUBLE SOCKET OUTLET
E301	POWER LAYOUT		DITTO, BUT WEATHER PROOF
E401	POWER FOR MECH LAYOUT		SOCKET ABOVE FALSE CEILING
E501	LOW VOLTAGE LAYOUT		3-PIN,(1-PHASE) 16A SOCKET OUTLET RED COLOR CONNECTED TO UPS
E601	FIRE ALARM SYSTEM		DITTO, BUT DOUBLE SOCKET OUTLET
E701	POWER DIAGRAMS		(3-PHASE) 16A SOCKET OUTLET
			20A AC SOCKET OUTLET
			FLOOR MOUNTED BOX,16 MODULE
			ELECTRIC BOX.
			EXTRACT FAN,WALL OR INLINE.
			ISOLATING SWITCH,2P,4P
			AC UNIT,OUTDOOR,INDOOR.
			CIRCUIT BREAKER,MCB,MCCB
			EARTH LEAKAGE RELAY (RCD)
			AUTOMATIC TRANSFER SWITCH (ATS)
			TRIP COIL UNIT
			TELEPHONE SOCKET OUTLET
			DATA SOCKET OUTLET
			INDOOR,OUTDOOR INTERCOME OUTLET
			DATA CABINATE
			SATELLITE SOCKET OUTLET
			WALL MOUNTED CAMERA,INDOOR&OUTDOOR
			DOME CAMERA.
			DIGITAL VIDEO RECORDER
			WALL MOUNTED LOUD SPEAKER
			CEILING MOUNTED LOUD SPEAKER
			OUTDOOR HORN LOUD SPEAKER
			AMPLIFIER UNIT
			ADDRESSABLE PHOTO OPTICAL SMOKE DETECTOR
			ADDRESSABLE HEAT DETECTOR
			BREAK GLASS UNIT
			INDOOR SIREN AUDIO ONLY
			OUTDOOR SIREN AUDIOVISUAL.
			ADDRESSABLE FIRE ALARM CONTROL PANEL
			ONE-WAY SWITCH SINGLE POLE ONE GANG, TWO GANG, THREE GANG
			BUSH BUTTON, FOR STAIR CASE LIGHTING
			TWO-WAY/SINGLE POLE SWITCH, INTERMEDIATE, CROSS SWITCH
			ELECTRICAL BELL
			MAIN DISTRIBUTION BOARD
			SUB DISTRIBUTION BOARD

	SYMBOL	DESCRIPTION
A1		RECESSED MOUNTED 60*60, LED 36W , 4000LM, 111LM/W, 4000K, CRI>90, IP40, UGR<19, 50.000HØL80B20, EXTRUDED ALUMINUM BODY, PMMA TRANSPARENT THERMOPLASTIC COVER, ANTI-GLARE MICRO-PRISMATIC SCREEN, WHITE COLOUR.
A2		SURFACE MOUNTED EMERGENCY LIGHTING FIXTURE, 6W, 920LM, 6000K, 50.000H, OPTICS FOR OPEN AREA, POLYCARBONATE BODY,SELF CONTAINED TYPE,EMERGENCY KIT FOR THREE HOURS DURATION.

GENERAL NOTES
<ol style="list-style-type: none"> <li>The lighting, power, and low current systems shall be installed separately from each other, i.e. conduits, wires boxes, Etc.</li> <li>Outlet boxes for switches are to be fixed 130cm above FFL and 12 cm horizontally from the outside edge of the nearest door, except where otherwise indicated.</li> <li>Switches shall be wired in the phase lines only, the neutral conductors shall not be broken.</li> <li>Boxes for sockets outlets are to be installed 60cm above FFL, except in kitchen and where otherwise indicated.</li> <li>All sockets shall be wired in the same manner with the phase always connected to the same pole ( right pole ).</li> <li>The height of the top edge of the power Distribution Board above FFL to be 180 cm.</li> <li>All panel boards shall be with doors, and shall be wether water proof in wet areas.</li> <li>The main C.Bs shall be air insulated, adjustable, with magnetic and thermal 10protection, and have a min. rupturing capacity of 25 k.A.</li> <li>The Miniature CBs shall be of the air insulated type with magnetic and thermal protection and fixed adjustment, the main rupturing capacity of these M.C.Bs shall not be less than 6 K.A.</li> <li>The foundation of the building should be used in the main earth system, but the electrodes are added to the main earth system if the resistance test does not fulfill requirements, typically one Ohm.</li> <li>Galvanized steel strips must be welded to beams every 1.5m in closed loop, and when reaching columns, columns should be sorounded by steel strips and welded well to earthing loop Galvanized steel strips should not be less than 30*3mm Earth resistance measuring shall be carried before backfilling.</li> </ol>

No.	DATE	DESCRIPTION
1		
2		
3		
4		
5		

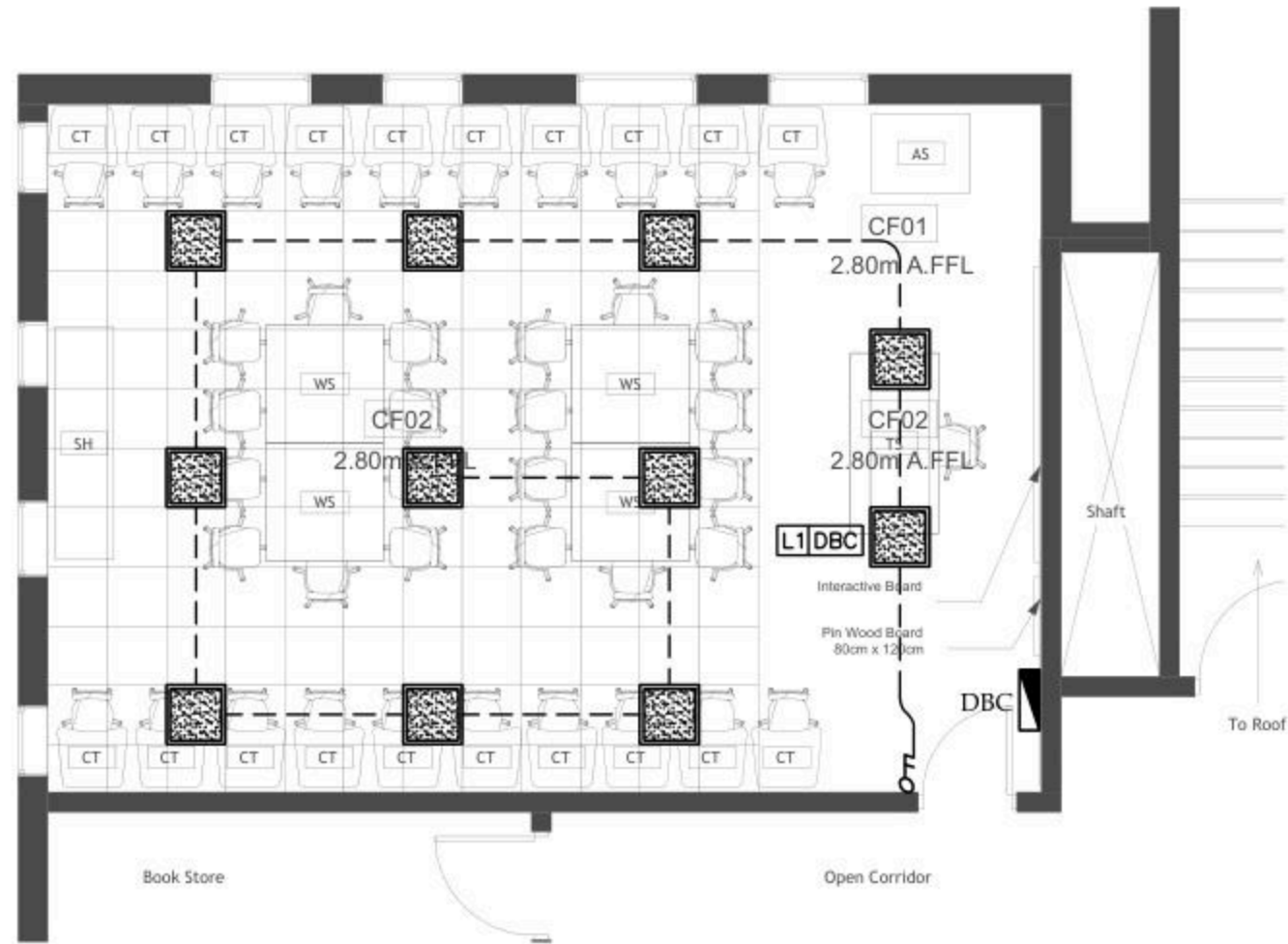


**Orbit** Ramallah  
Tel.Fax02-2967876  
E.Mail :info@orbit.ps  
Website :www.orbit.ps  
Orbit Consultant Engineers

Electrical Engineering  
Designed by: E.E.GUSH ABU JAW  
Drawn by: Team  
Checked by: E.E.Abed Abu Ma  
Approved by: E.E. Ramadan Saif  
*AIZARIYA DESIGN*

TITLE AND LEGEND  
Date: OCT 2025  
Scale: 1/100  
City: RAMALLAH  
Ref: GLOBE  
**E 000**

NOTES



AIZARIYA LAB

No.	DATE	DESCRIPTION
1		
2		
3		
4		
5		



Ramallah  
Tel. Fax 02-2967876  
E-Mail : info@orbit.ps  
Website : www.orbit.ps  
Orbit Consultant Engineers

Electrical Engineering  
Designed by: E.E. Osama Abu Ali  
Drawn by: E. Samir  
Checked by: E.E. Abdel Hady Ali  
Approved by: E.E. Ramallah Sidi

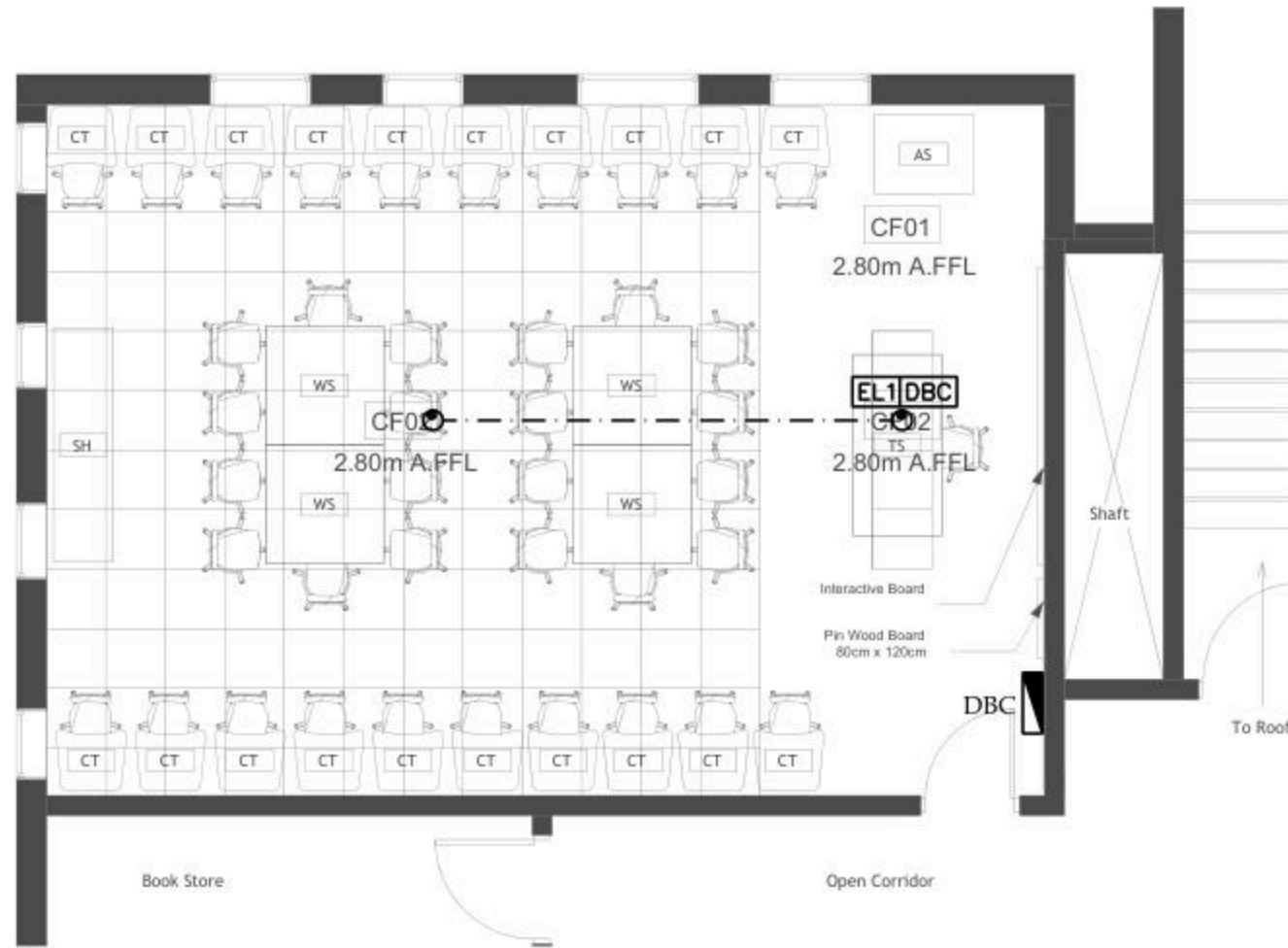
AIZARIYA DESIGN

LIGHTING LAYOUT

Date:	06.11.2025
Scale:	1/100
City:	RAMALLAH
Ref:	GLOBE

E 101

NOTES



AIZARIYA LAB

No.	DATE	DESCRIPTION
1		
2		
3		
4		
5		



Ramallah  
Tel. Fax 02-2967876  
E-Mail : info@orbit.ps  
Website : www.orbit.ps  
Orbit Consultant Engineers

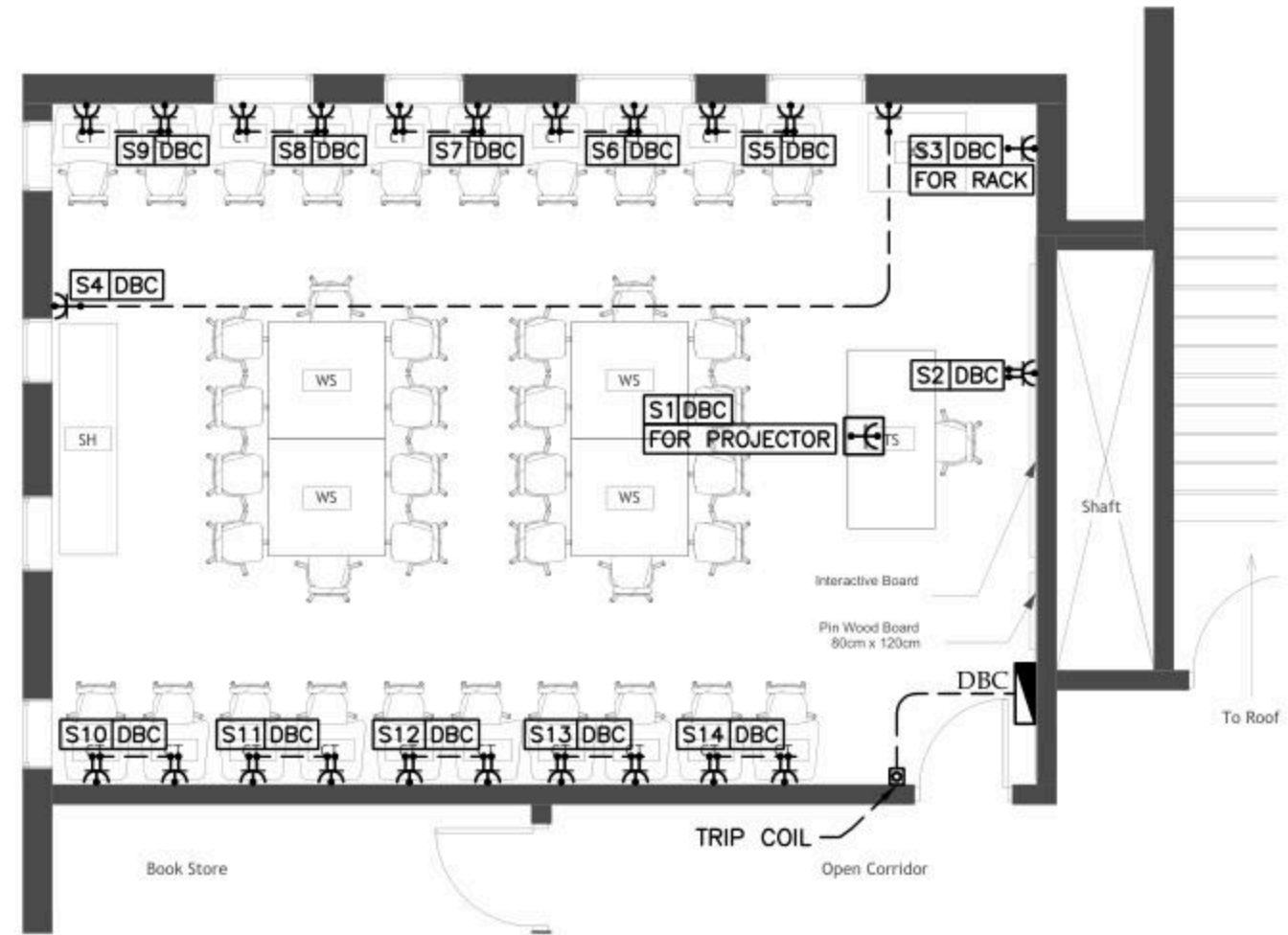
Electrical Engineering  
Designed by: E.E. Osama Abu Ali  
Drawn by: E. Saad  
Checked by: E.E. Abdel Hady Abu Ali  
Approved by: E.E. Amr Abdel Hady  
*[Signature]*  
AIZARIYA DESIGN

EMERGENCY LIGHTING LAYOUT

Date:	06.11.2025
Scale:	1/100
City:	RAMALLAH
Ref:	GLOBE

E 201

NOTES



AIZARIYA LAB

No.	DATE	DESCRIPTION
1		
2		
3		
4		
5		



Ramallah  
Tel: Fax02-2967876  
E-Mail: info@orbit.ps  
Website: www.orbit.ps  
Orbit Consultant Engineers

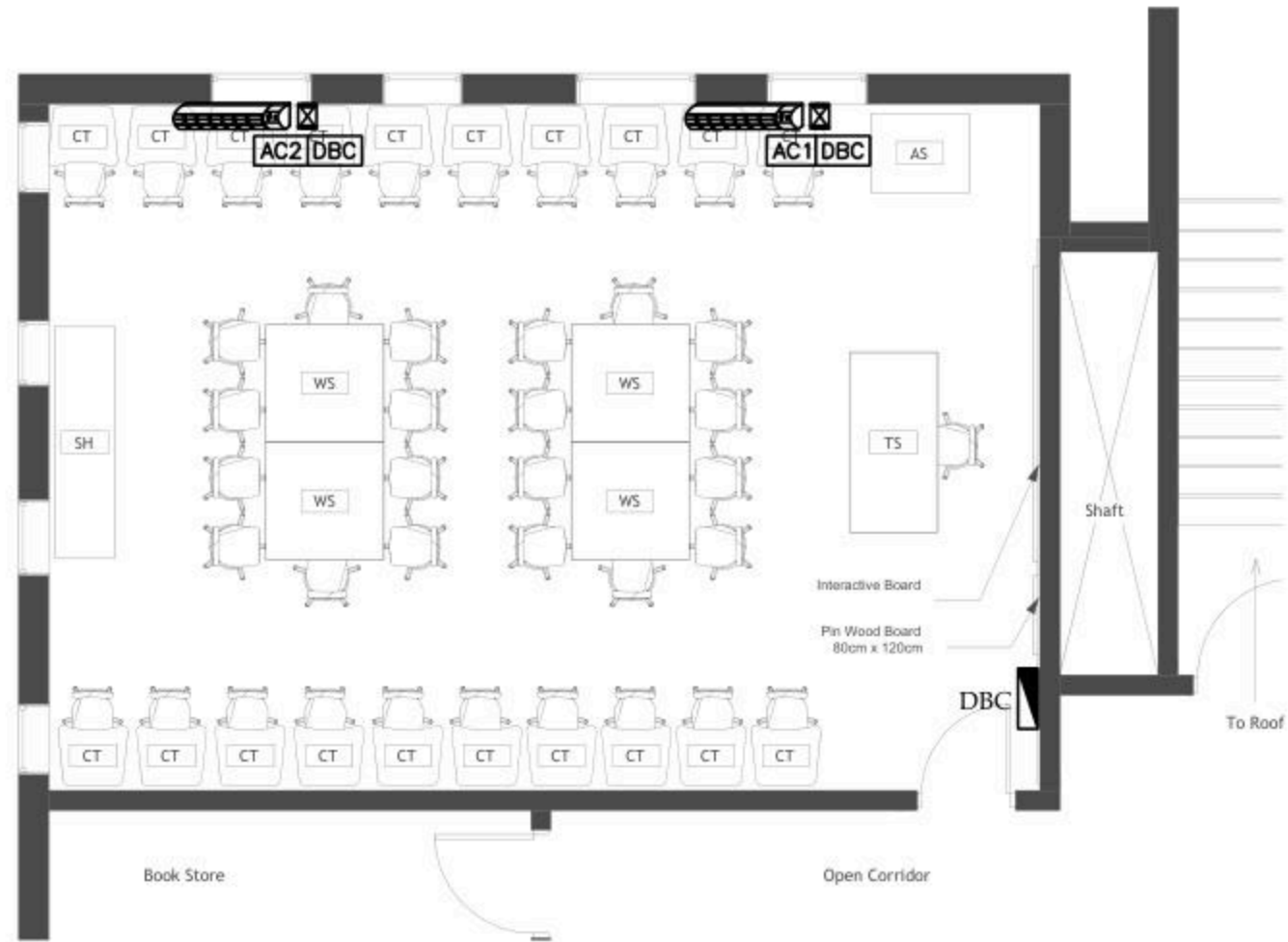
Electrical Engineering  
Designed by: E.E. Osama Abu Al-...  
Drawn by: ...  
Checked by: E.E. Abdel Hameed ...  
Approved by: E.E. ...  
*AIZARIYA DESIGN*

POWER LAYOUT

Date: OCT. 2025  
Scale: 1/100  
City: RAMALLAH  
Sheet: GLOBE

E 301

NOTES



AIZARIYA LAB

No.	DATE	DESCRIPTION
1		
2		
3		
4		
5		

**Orbit** Ramallah  
 Tel: Fax02-2967876  
 E-Mail: info@orbit.ps  
 Website: www.orbit.ps  
**Orbit Consultant Engineers**

**Electrical Engineering**  
 Designed by: E.E. Osama Abu Ali  
 Drawn by: E. Samir  
 Checked by: E.E. Abdel Hady Ali  
 Approved by: E.E. Ramesses Samir

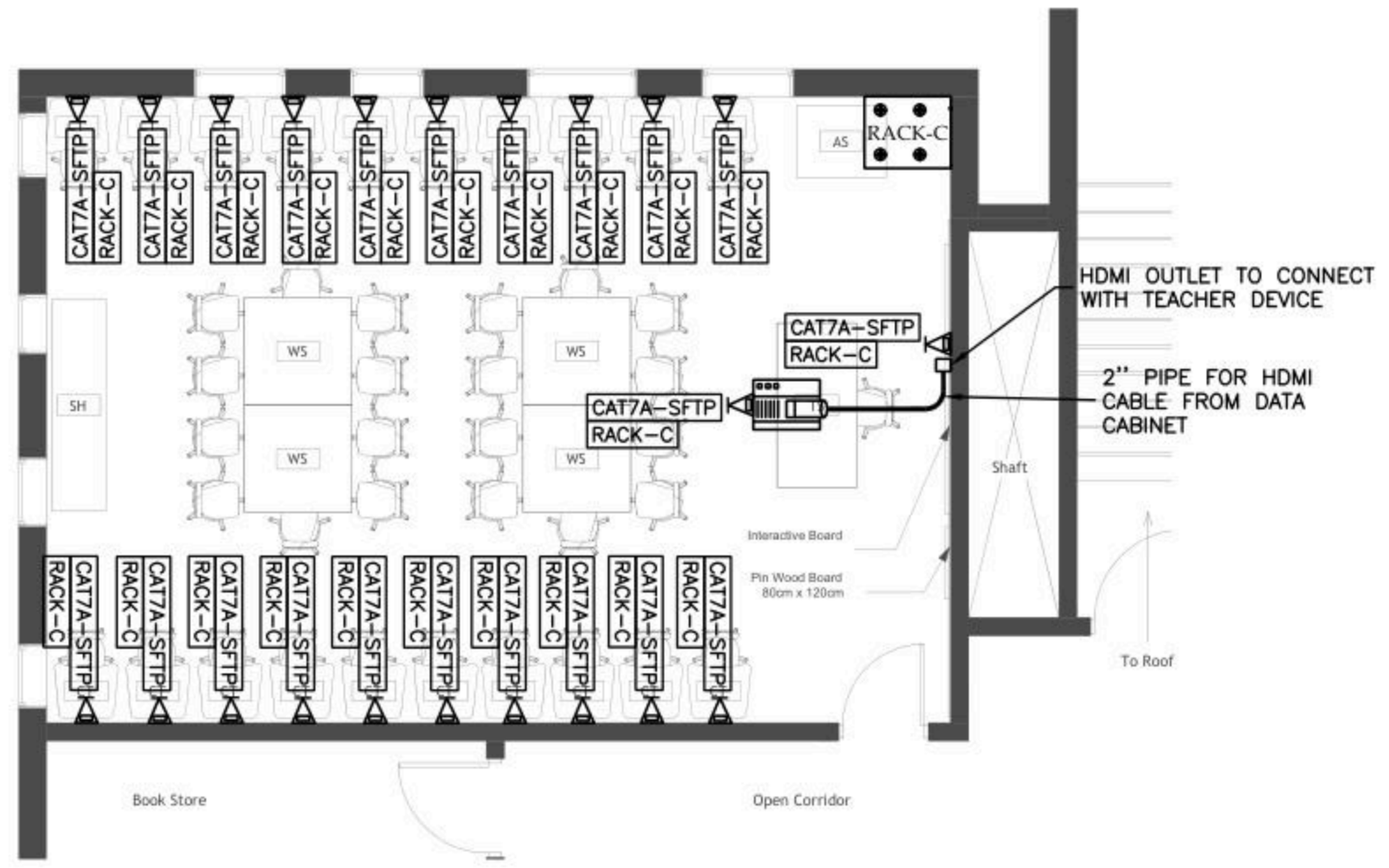
AIZARIYA DESIGN

POWER FOR MECH

Date: 06.11.2025  
 Scale: 1/100  
 City: RAMALLAH  
 Ref: GLOBE

E 401

NOTES



AIZARIYA LAB

No.	DATE	DESCRIPTION
1		
2		
3		
4		
5		



Ramallah  
Tel. Fax 02-2967876  
E-Mail : info@orbit.ps  
Website : www.orbit.ps  
Orbit Consultant Engineers

Electrical Engineering  
Designed by: F.E. Osama Abu Ali  
Drawn by: F. Samir  
Checked by: F.E. Abdel Hady Abu Ali  
Approved by: F.E. Ramallah Samir

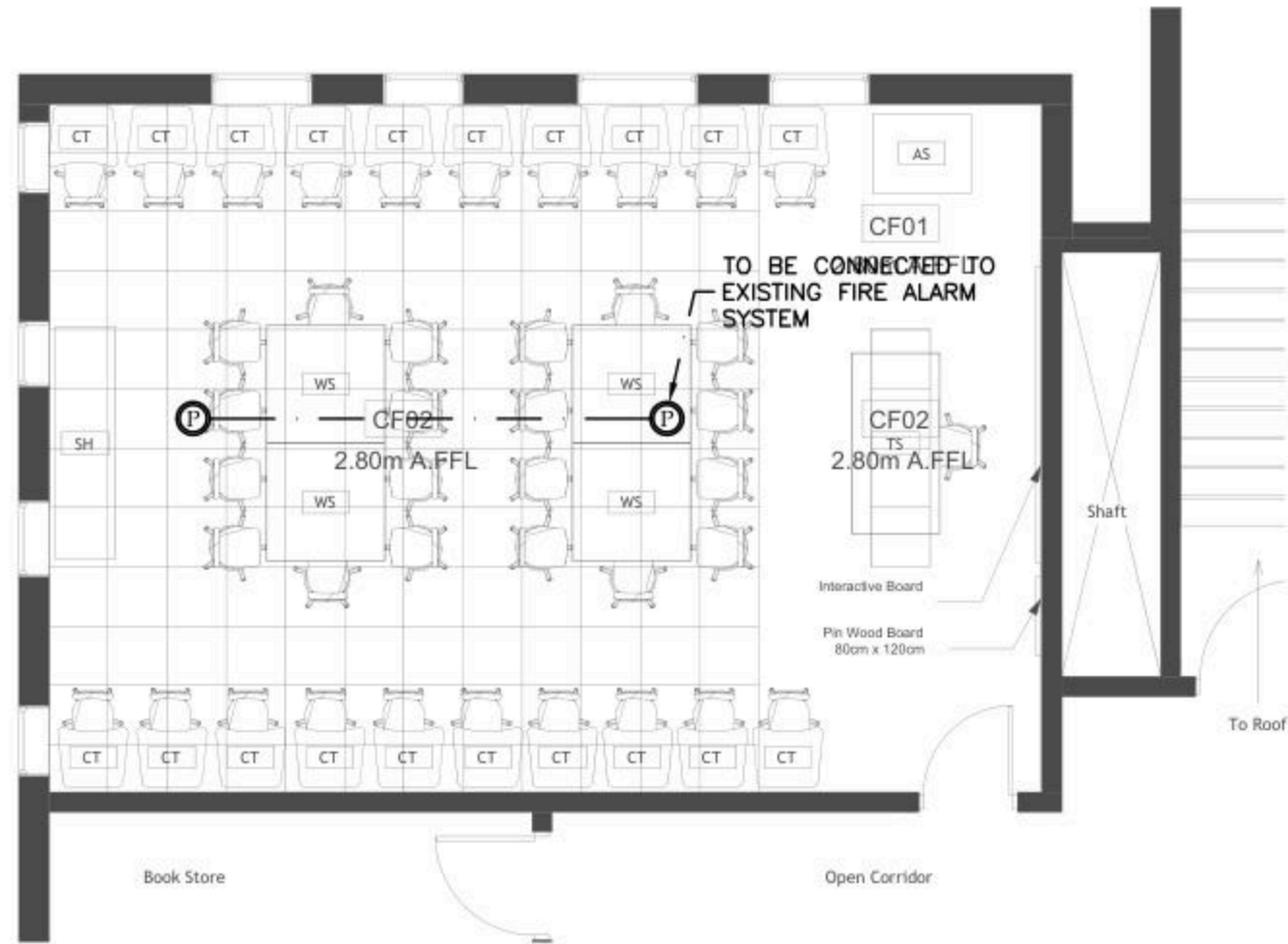
AIZARIYA DESIGN

LOW VOLTAGE LAYOUT

Date:	06.11.2025
Scale:	1/100
City:	RAMALLAH
Ref:	GLO08

E 501

NOTES



AIZARIYA LAB

No.	DATE	DESCRIPTION
1		
2		
3		
4		
5		



Ramallah  
Tel. Fax 02-2967876  
E-Mail : info@orbit.ps  
Website : www.orbit.ps  
Orbit Consultant Engineers

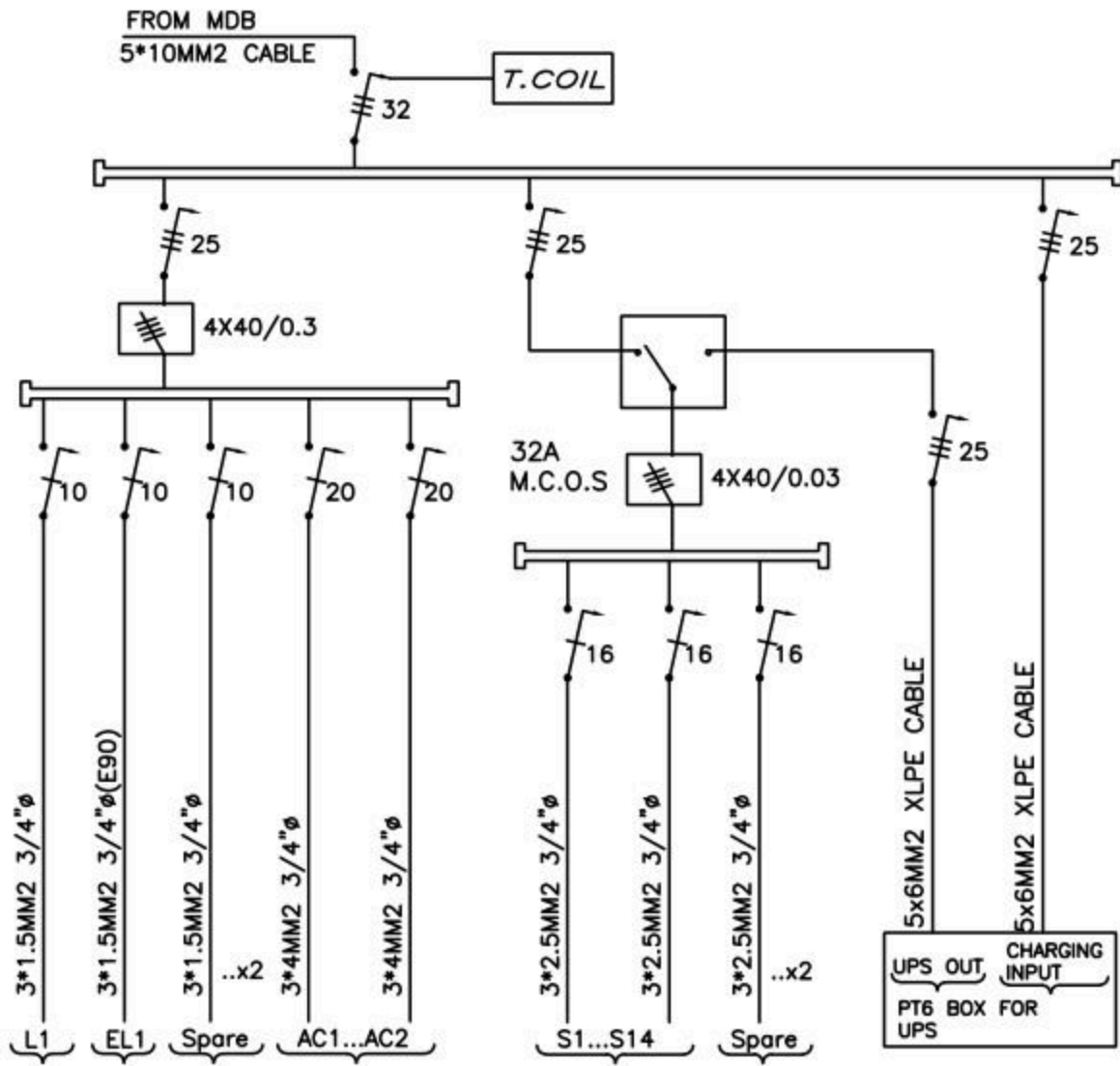
Electrical Engineering  
Designed by: F.E. Osama Abu Ali  
Drawn by: F. Samir  
Checked by: F.E. Abdel Hady Abu Ali  
Approved by: F.E. Ramallah  
*[Signature]*  
AIZARIYA DESIGN

FIRE ALARM LAYOUT

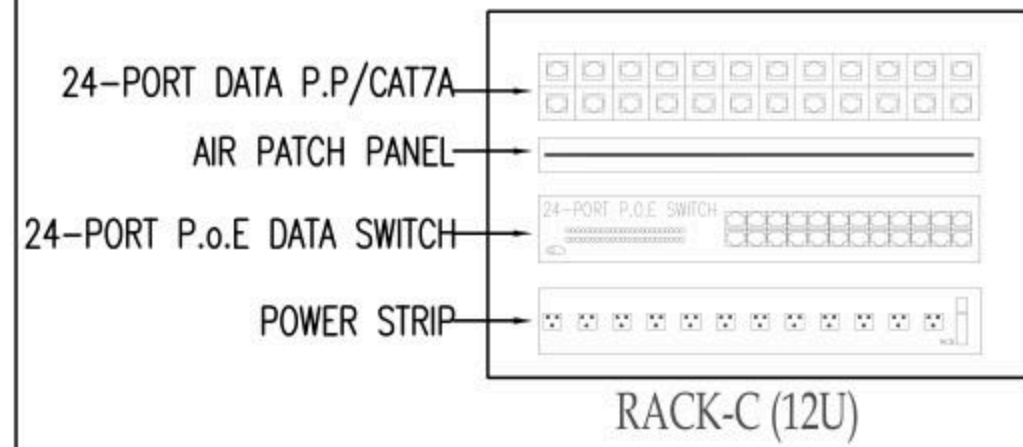
Date: OCT. 2025  
Scale: 1/100  
City: RAMALLAH  
Ref: GLOBE

E 601

BOARD NAME: DBC



22 DATA POINTS/CAT7A CABLES



No.	DATE	DESCRIPTION
1		
2		
3		
4		
5		
6		

**Orbit** Ramallah  
 Tel: Fax02-2967876  
 E-Mail: info@orbit.ps  
 Website: www.orbit.ps  
 Orbit Consultant Engineers

Electrical Engineering  
 Designed by: E.E. Osama Abu Ali  
 Drawn by: E.E. Osama Abu Ali  
 Checked by: E.E. Osama Abu Ali  
 Approved by: E.E. Osama Abu Ali

AIZARIYA DESIGN

POWER DIAGRAMS

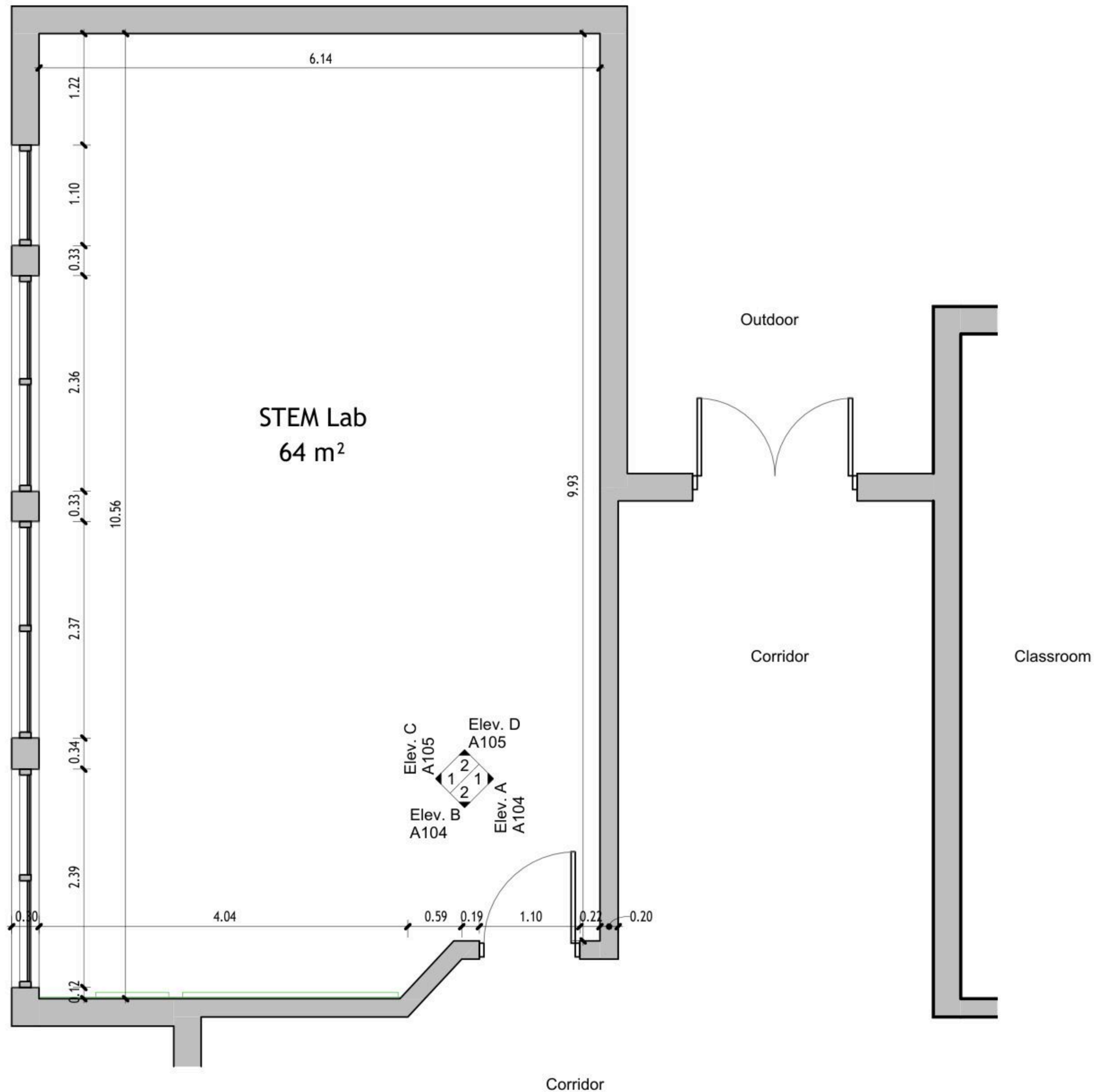
Date: 06/11/2025  
 Scale: 1/100  
 City: RAMALLAH  
 Ref: GLO08

E 701

Design and supervision consultancy for rehabilitation and/or creation of  
STEM Labs in schools in the West Bank

Al-Nweimeh Secondary Boys School





1 Floor Plan  
1 : 50

DRAWING NOTES:

Contracting Authority:



CONSULTANT:

**GLOB CONSULTANTS**

Qaddura Street  
Ramallah, Palestine  
Tel 022982405  
email: hqurt@glob-consult.com



THIS DRAWING IS THE COPYRIGHT OF GLOB. CONSULTANTS AND MUST NOT BE RETAINED, COPIED OR USED WITHOUT THE CONSULTANTS' AUTHORIZATION

Rev.	Description	App. by	Date

DESIGNED BY:

APPROVED BY: Dr. Husni Qurt

DWG ISSUE DATE: 9/15/2025

PROJECT:

Eight STEM Labs in Middle and Northern Governorates

**PSE22001-10070**

Al-Nuwaimeh Secondary Boys School

DRAWING TITLE:

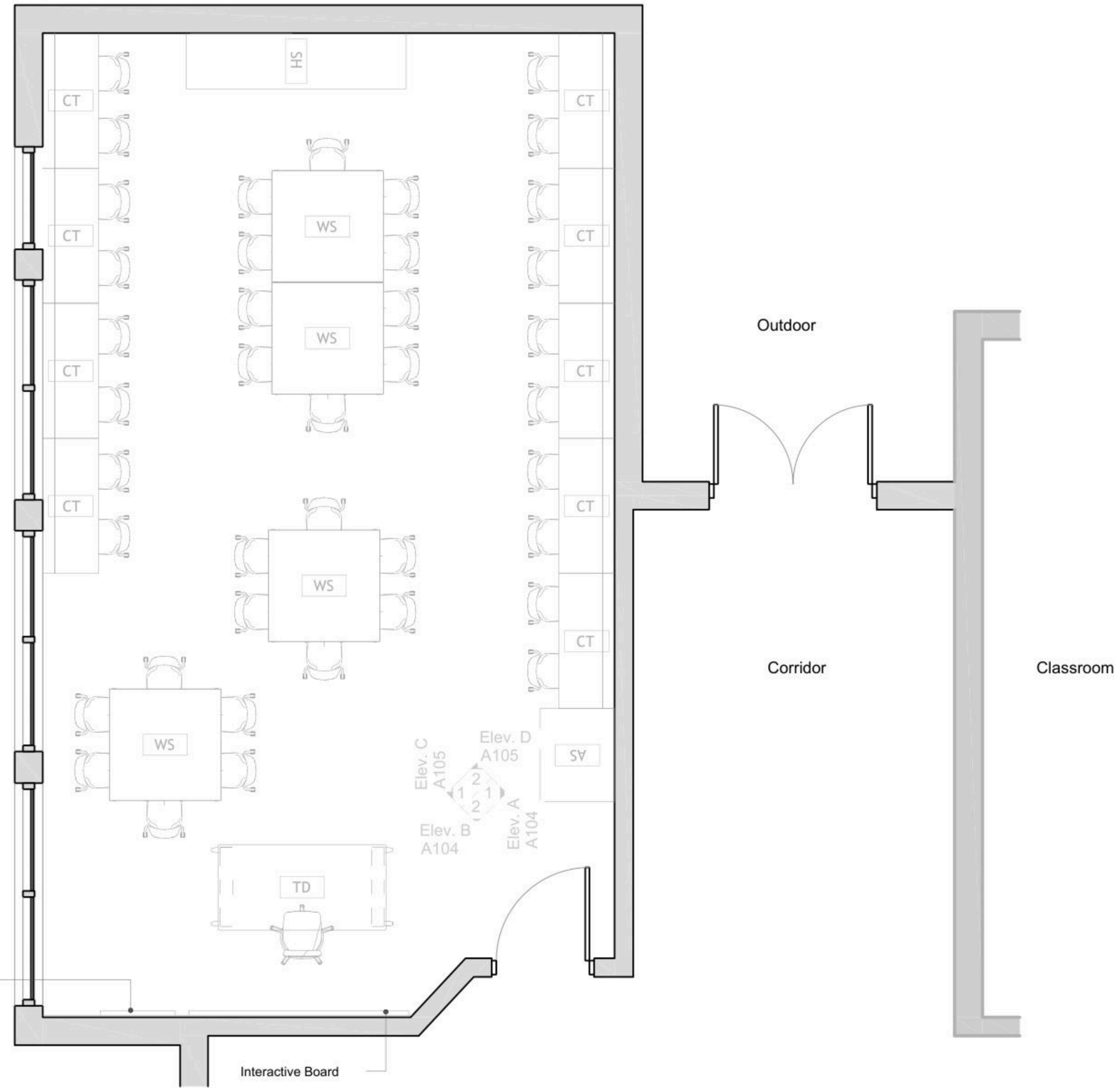
**Dimensions Plan**

JOB #	DWG #	BLOCK #
	<b>A101</b>	<b>00</b>
SCALE:	Sht. of	REV. #
1 : 50		

DRAWING NOTES:

**Furniture Schedule**

ID	Description	Count
	Student Chair	40
AS	Arts Storage (A1)	1
CT	Computer Table	9
SH	Shelves Storage	1
ST	Adjustable Stool	1
TD	Planner Studio Table	2
WS	Work Station	4



Pin Wood Board  
80cm x 120cm

Interactive Board

1 Floor Plan  
1 : 50

Contracting Authority:



CONSULTANT:

**GLOB CONSULTANTS**

Qaddura Street  
Ramallah, Palestine  
Tel 022982405  
email: hqurt@glob-consult.com



THIS DRAWING IS THE COPYRIGHT OF GLOB. CONSULTANTS AND MUST NOT BE RETAINED, COPIED OR USED WITHOUT THE CONSULTANTS' AUTHORIZATION

Rev	Description	App. by	Date

DESIGNED BY:

APPROVED BY: Dr. Husni Qurt

DWG ISSUE DATE: 9/15/2025

PROJECT:

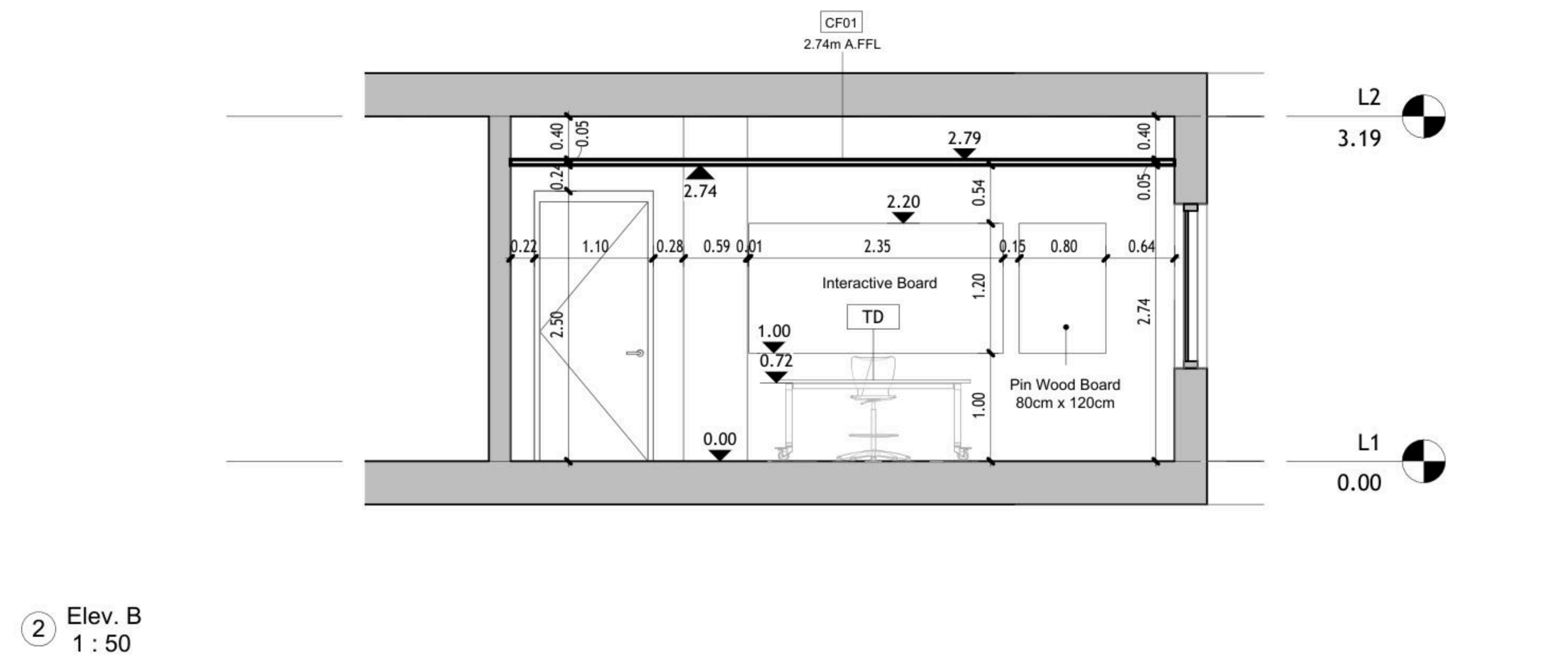
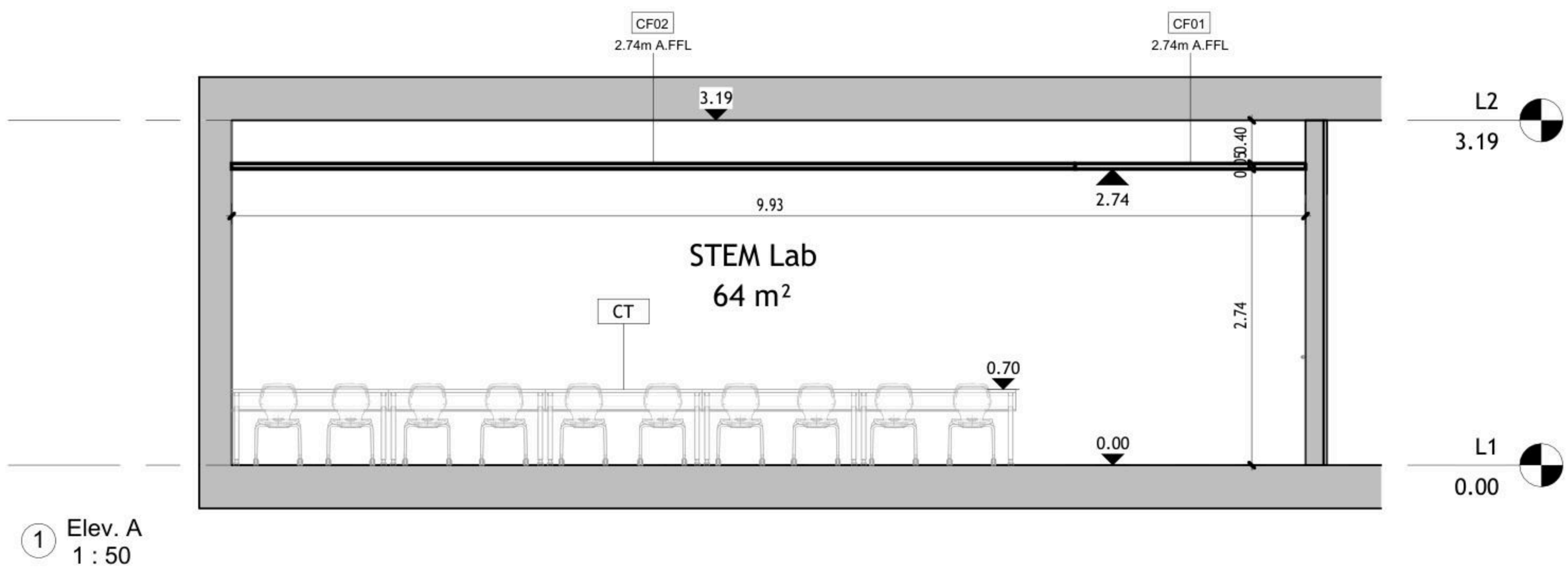
Eight STEM Labs in Middle and Northern Governorates

Al-Nuwaimeh Secondary Boys School

DRAWING TITLE:

**Furniture Plan**

JOB #	DWG #	BLOCK #
	<b>A102</b>	<b>00</b>
SCALE:	SHL. of	REV. #
1 : 50		



DRAWING NOTES:

Contracting Authority:



CONSULTANT:  
**GLOB CONSULTANTS**

Qaddura Street  
Ramallah, Palestine  
Tel 022982405  
email: hqurt@glob-consult.com



THIS DRAWING IS THE COPYRIGHT OF GLOB. CONSULTANTS AND MUST NOT BE RETAINED, COPIED OR USED WITHOUT THE CONSULTANTS' AUTHORIZATION

Rev.	Description	App. by	Date

DESIGNED BY:

APPROVED BY: Dr. Husni Qurt

DWG ISSUE DATE: 9/15/2025

PROJECT:

Eight STEM Labs in Middle and Northern Governorates

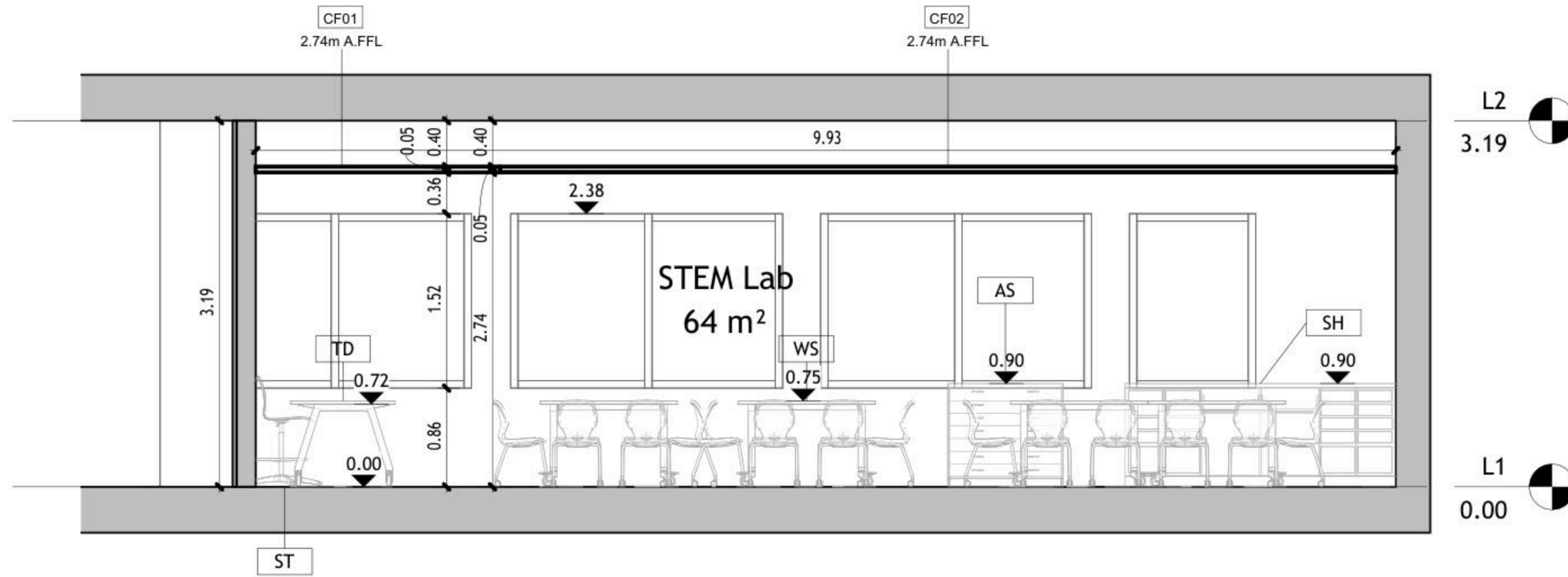
**PSE22001-10070**

Al-Nuwaimeh Secondary Boys School

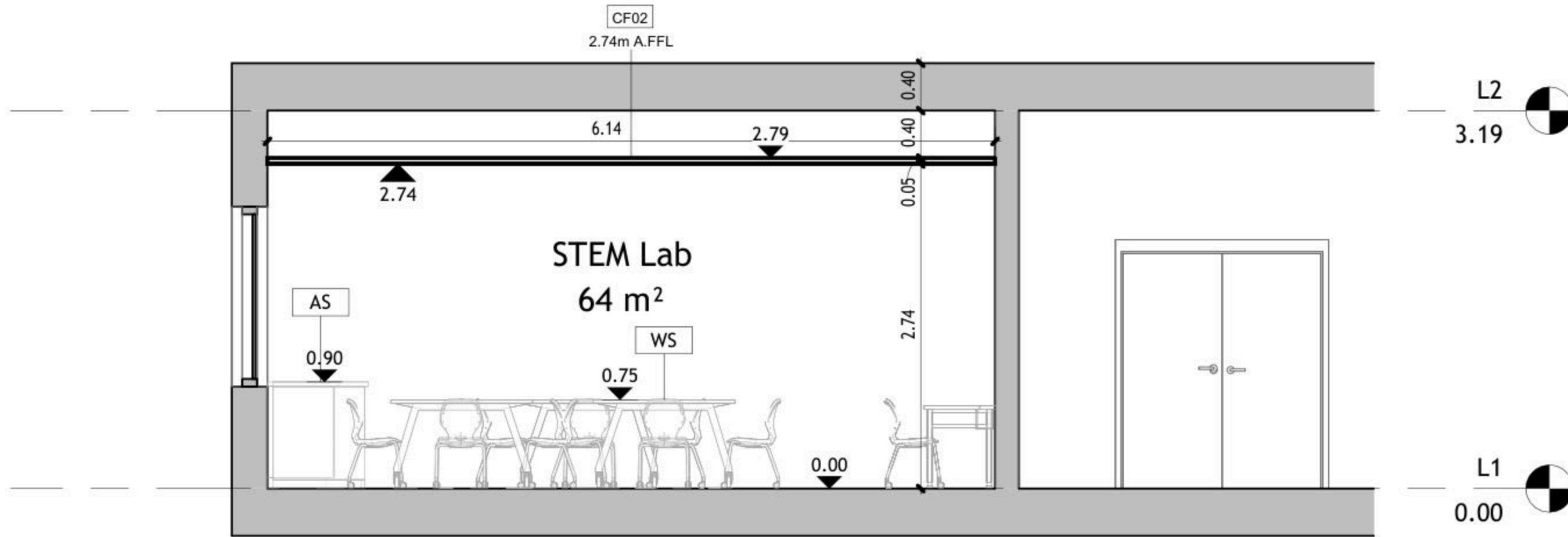
DRAWING TITLE:

**Internal Elevations**

JOB #	DWG # <b>A104</b>	BLOCK # <b>00</b>
SCALE: 1 : 50	Sht. of	REV. #



① Elev. C  
1 : 50



② Elev. D  
1 : 50

DRAWING NOTES:

Contracting Authority:



CONSULTANT:  
**GLOB CONSULTANTS**

Qaddura Street  
Ramallah, Palestine  
Tel 022982405  
email: hqurt@glob-consult.com



THIS DRAWING IS THE COPYRIGHT OF GLOB. CONSULTANTS AND MUST NOT BE RETAINED, COPIED OR USED WITHOUT THE CONSULTANTS' AUTHORIZATION

Rev.	Description	App. by	Date

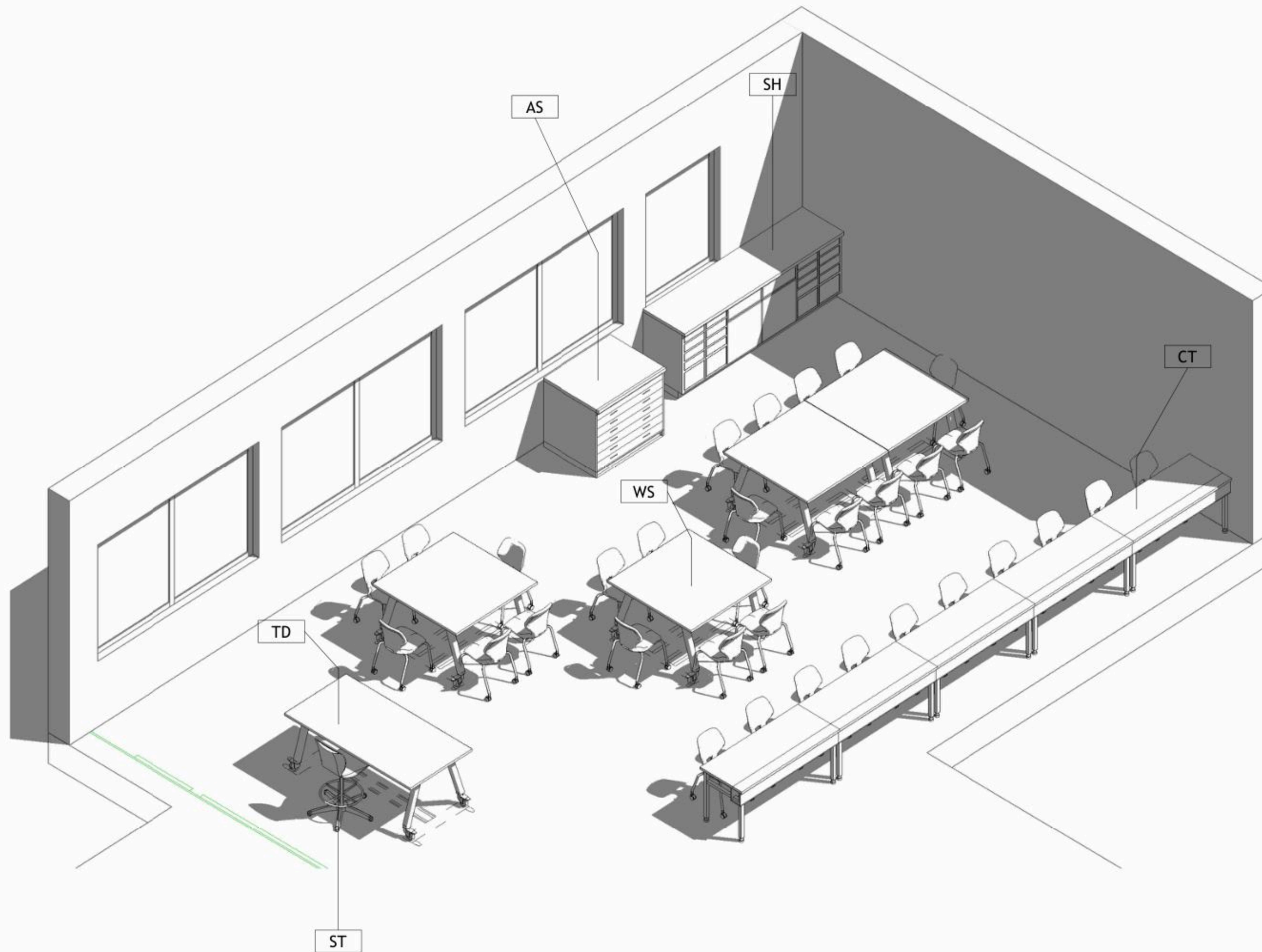
DESIGNED BY:  
APPROVED BY: Dr. Husni Qurt  
DWG ISSUE DATE: 9/15/2025

PROJECT:  
**Eight STEM Labs in Middle and Northern Governorates**  
**PSE22001-10070**

Al-Nuwaimeh Secondary Boys School

DRAWING TITLE:  
**Internal Elevations**

JOB #	DWG # <b>A105</b>	BLOCK # <b>00</b>
SCALE: 1 : 50	Sht. of	REV. #



1 Isometric

DRAWING NOTES:

Contracting Authority:



CONSULTANT:

**GLOB CONSULTANTS**

Qaddura Street  
 Ramallah, Palestine  
 Tel 022982405  
 email: hqurt@glob-consult.com



THIS DRAWING IS THE COPYRIGHT OF GLOB. CONSULTANTS AND MUST NOT BE RETAINED, COPIED OR USED WITHOUT THE CONSULTANTS' AUTHORIZATION

Rev.	Description	App. by	Date

DESIGNED BY:

APPROVED BY: Dr. Husni Qurt

DWG ISSUE DATE: 9/15/2025

PROJECT:

**Eight STEM Labs in Middle and Northern Governorates**

**PSE22001-10070**

Al-Nuwaimeh Secondary Boys School

DRAWING TITLE:

**Isometric**

JOB #	DWG # <b>A106</b>	BLOCK # <b>00</b>
SCALE:	Sht. of	REV. #



NO.	DESCRIPTION	SYMBOL	DESCRIPTION
E000	TITLE&LEGEND		3-PIN, (1-PHASE) 16A SOCKET OUTLET
E101	LIGHTING LAYOUT		DITTO, BUT WEATHER PROOF
E201	EMERGENCY LIGHTING LAYOUT		3-PIN, (1-PHASE) 16A DOUBLE SOCKET OUTLET
E301	POWER LAYOUT		DITTO, BUT WEATHER PROOF
E401	POWER FOR MECH LAYOUT		SOCKET ABOVE FALSE CEILING
E501	LOW VOLTAGE LAYOUT		3-PIN, (1-PHASE) 16A SOCKET OUTLET RED COLOR CONNECTED TO UPS
E601	FIRE ALARM SYSTEM		DITTO, BUT DOUBLE SOCKET OUTLET
E701	POWER DIAGRAMS		(3-PHASE) 16A SOCKET OUTLET
			20A AC SOCKET OUTLET
			FLOOR MOUNTED BOX, 16 MODULE
			ELECTRIC BOX.
			EXTRACT FAN, WALL OR INLINE.
			ISOLATING SWITCH, 2P, 4P
			AC UNIT, OUTDOOR, INDOOR.
			CIRCUIT BREAKER, MCB, MCCB
			EARTH LEAKAGE RELAY (RCD)
			AUTOMATIC TRANSFER SWITCH (ATS)
			TRIP COIL UNIT
			TELEPHONE SOCKET OUTLET
			DATA SOCKET OUTLET
			INDOOR, OUTDOOR INTERCOMME OUTLET
			DATA CABINATE
			SATELLITE SOCKET OUTLET
			WALL MOUNTED CAMERA, INDOOR&OUTDOOR
			DOME CAMERA.
			DIGITAL VIDEO RECORDER
			WALL MOUNTED LOUD SPEAKER
			CEILING MOUNTED LOUD SPEAKER
			OUTDOOR HORN LOUD SPEAKER
			AMPLIFIER UNIT
			ADDRESSABLE PHOTO OPTICAL SMOKE DETECTOR
			ADDRESSABLE HEAT DETECTOR
			BREAK GLASS UNIT
			INDOOR SIREN AUDIO ONLY
			OUTDOOR SIREN AUDIOVISUAL.
			ADDRESSABLE FIRE ALARM CONTROL PANEL
			ONE-WAY SWITCH SINGLE POLE ONE GANG, TWO GANG, THREE GANG
			BUSH BUTTON, FOR STAIR CASE LIGHTING
			TWO-WAY/SINGLE POLE SWITCH, INTERMEDIATE, CROSS SWITCH
			ELECTRICAL BELL
			MAIN DISTRIBUTION BOARD
			SUB DISTRIBUTION BOARD

	SYMBOL	DESCRIPTION
A1		RECESSED MOUNTED 60*60, LED 36W , 4000LM, 111LM/W, 4000K, CRI>90, IP40, UGR<19, 50.000HØL80B20, EXTRUDED ALUMINUM BODY, PMMA TRANSPARENT THERMOPLASTIC COVER, ANTI-GLARE MICRO-PRISMATIC SCREEN, WHITE COLOUR.
A2		SURFACE MOUNTED EMERGENCY LIGHTING FIXTURE, 6W, 920LM, 6000K, 50.000H, OPTICS FOR OPEN AREA, POLYCARBONATE BODY, SELF CONTAINED TYPE, EMERGENCY KIT FOR THREE HOURS DURATION.

GENERAL NOTES
1- The lighting, power, and low current systems shall be installed separately from each other, i.e. conduits, wires boxes, Etc.
2- Outlet boxes for switches are to be fixed 130cm above FFL and 12 cm horizontally from the outside edge of the nearest door, except where otherwise indicated.
3- Switches shall be wired in the phase lines only, the neutral conductors shall not be broken.
4- Boxes for sockets outlets are to be installed 60cm above FFL, except in kitchen and where otherwise indicated.
5- All sockets shall be wired in the same manner with the phase always connected to the same pole ( right pole ).
6- The height of the top edge of the power Distribution Board above FFL to be 180 cm.
7- All panel boards shall be with doors, and shall be wether water proof in wet areas.
8- The main C.Bs shall be air insulated, adjustable, with magnetic and thermal 10protection, and have a min. rupturing capacity of 25 k.A.
9- The Miniature CBs shall be of the air insulated type with magnetic and thermal protection and fixed adjustment, the main rupturing capacity of these M.C.Bs shall not be less than 6 K.A.
11- The foundation of the building should be used in the main earth system, but the electrodes are added to the main earth system if the resistance test does not 12-fulfill requirements, typically one Ohm.
13- Galvanized steel strips must be welded to beams every 1.5m in closed loop, and when reaching columns, columns should be sorounded by steel strips and welded well to earthing loop Galvanized steel strips should not be less than 30*3mm Earth resistance measuring shall be carried before backfilling.

No.	DATE	DESCRIPTION
1		
2		
3		
4		
5		

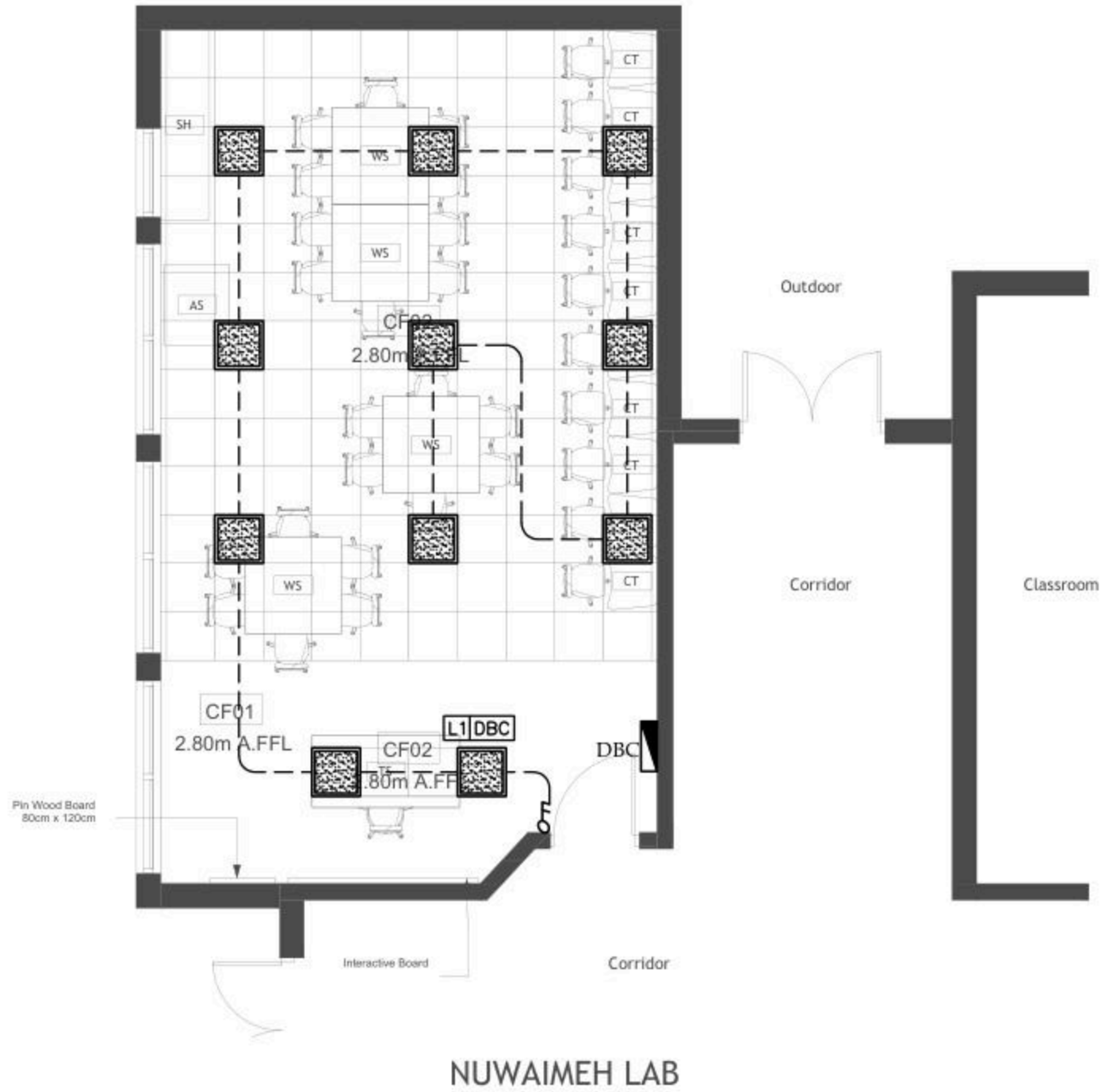


**Orbit** Ramallah  
 Tel.Fax02-2967876  
 E.Mail :info@orbit.ps  
 Website :www.orbit.ps  
**Orbit Consultant Engineers**

Electrical Engineering  
 Designed by: E.E.GUSH ABU JAW  
 Drawn by: Team  
 Checked by: E.E.Abed Abu Ma  
 Approved by: E.E.Hamadun Sal  
**NUAIMEH DESIGN**

TITLE AND LEGEND  
 Date: OCT 2025  
 Scale: 1/100  
 City: RAMALLAH  
 Ref: GLOBE  
**E 000**

NOTES



NUWAIMEH LAB

No.	DATE	DESCRIPTION
1		
2		
3		
4		
5		

**Orbit** Ramallah  
 Tel. Fax 02-2967876  
 E-Mail: info@orbit.ps  
 Website: www.orbit.ps  
**Orbit Consultant Engineers**

**Electrical Engineering**  
 Designed by: E.E. Osama Abu Ali  
 Drawn by: E.E. Osama Abu Ali  
 Checked by: E.E. Osama Abu Ali  
 Approved by: E.E. Osama Abu Ali

*OSAMA*

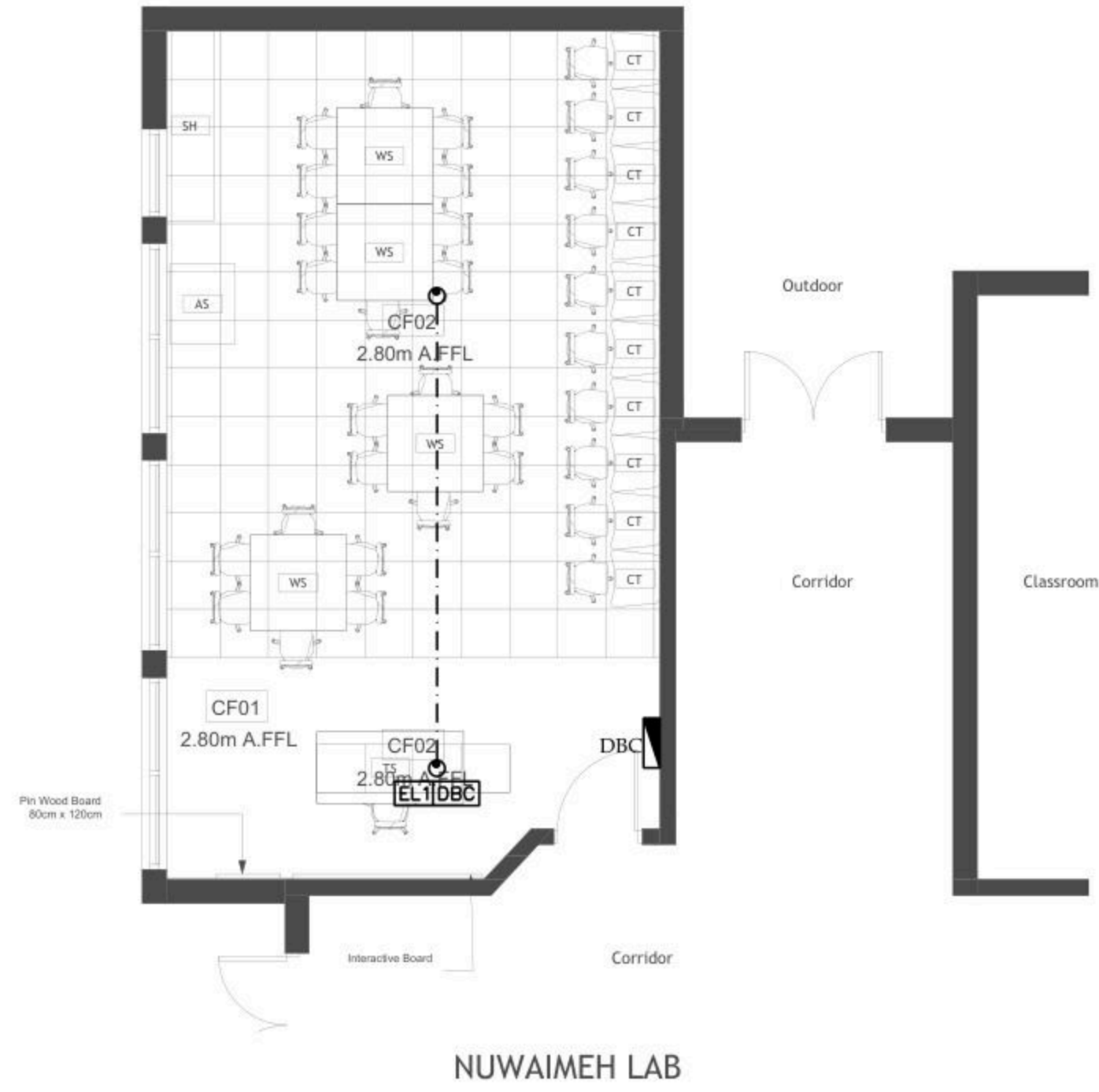
**NUWAIMEH DESIGN**

LIGHTING LAYOUT

Date: OCT. 2025  
 Scale: 1/100  
 City: RAMALLAH  
 Ref: GLOBE

**E 101**

NOTES



No.	DATE	DESCRIPTION
1		
2		
3		
4		
5		



Ramallah  
Tel: Fax02-2967876  
E-Mail: info@orbit.ps  
Website: www.orbit.ps  
Orbit Consultant Engineers

Electrical Engineering  
Designed by: E.E. Osama Abu Ali  
Drawn by: E. Samir  
Checked by: E.E. Abdel Hady Abu Ali  
Approved by: E.E. Amr Abdel Samir

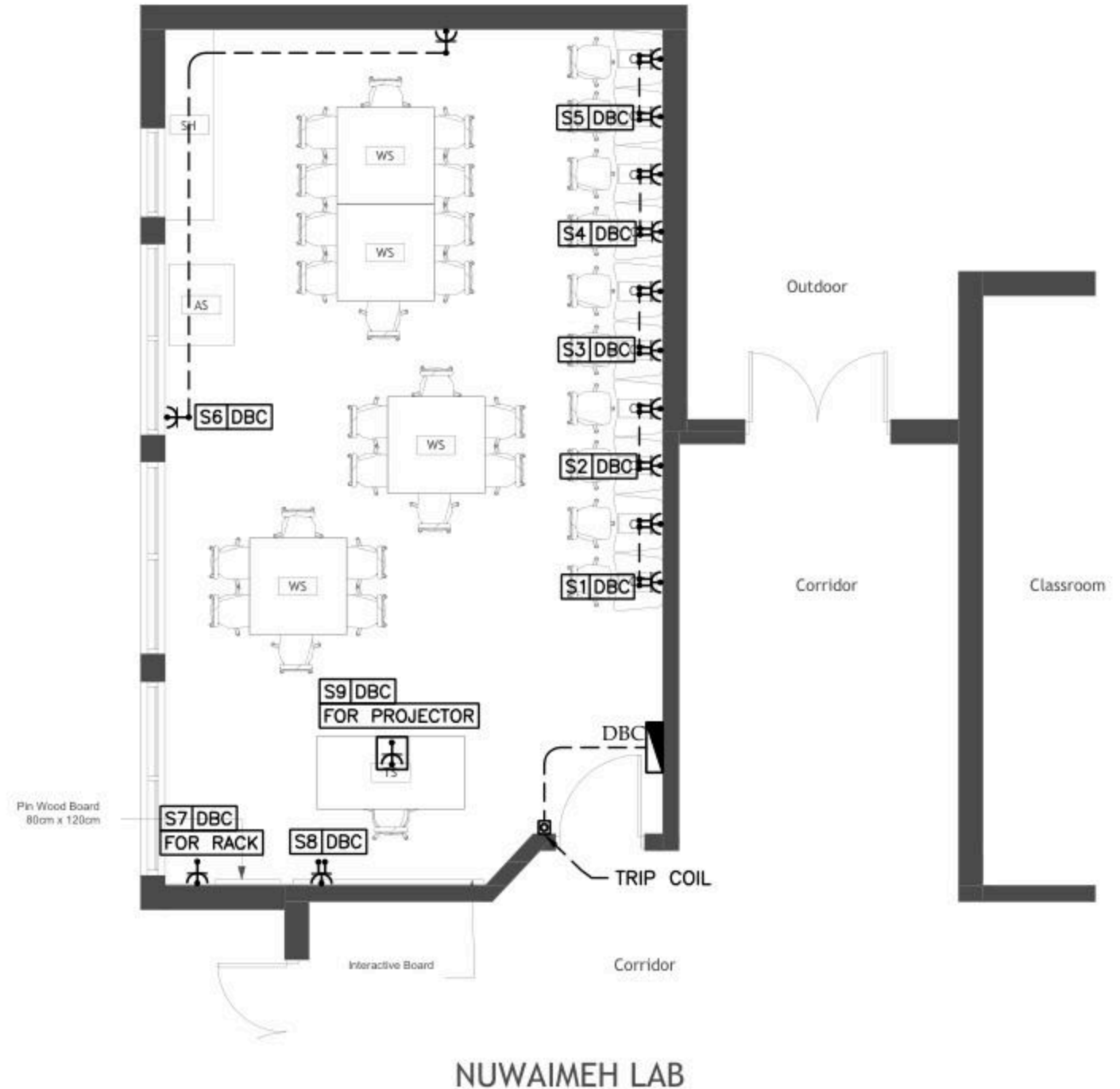
NUWAIMEH DESIGN

EMERGENCY LIGHTING LAYOUT

Date:	06.11.2025
Scale:	1/100
City:	RAMALLAH
Ref:	GLOBE

E 201

NOTES



No.	DATE	DESCRIPTION
1		
2		
3		
4		
5		

Ramallah  
Tel: Fax02-2967876  
E-Mail: info@orbit.ps  
Website: www.orbit.ps  
Orbit Consultant Engineers

Electrical Engineering  
Designed by: E.E. Osama Abu Ali  
Drawn by: E.E. Osama Abu Ali  
Checked by: E.E. Osama Abu Ali  
Approved by: E.E. Osama Abu Ali

*OSAMA*

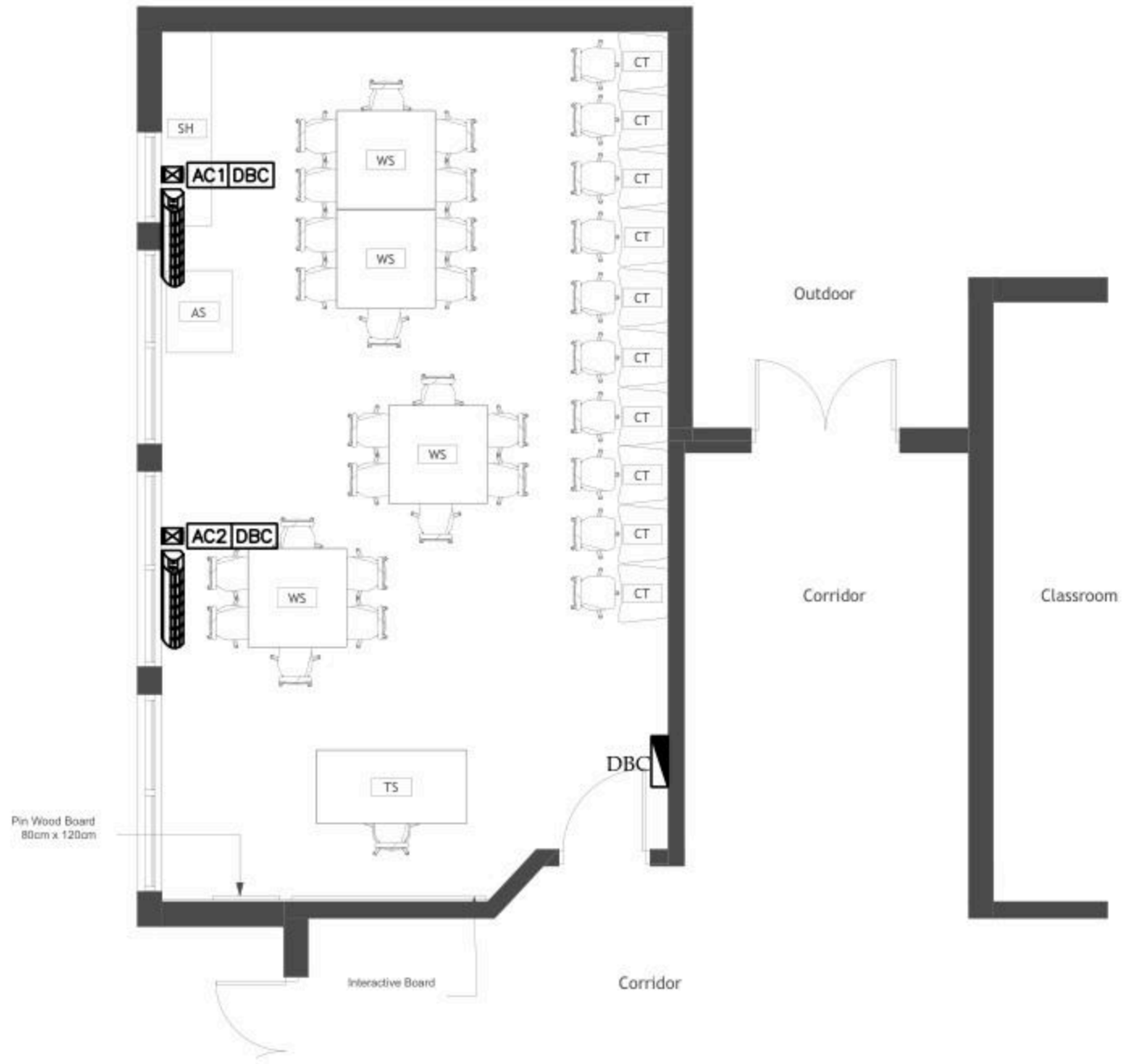
NUWAIMEH DESIGN

POWER LAYOUT

Date: OCT. 2025  
Scale: 1/100  
City: RAMALLAH  
Ref: GLOBE

**E 301**

NOTES



NUWAIMEH LAB

No.	DATE	DESCRIPTION
1		
2		
3		
4		
5		



Ramallah  
Tel. Fax 02-2967876  
E-Mail : info@orbit.ps  
Website : www.orbit.ps  
**Orbit Consultant Engineers**

Electrical Engineering  
Designed by: E.E. Osama Abu Ali  
Drawn by: E.E. Osama Abu Ali  
Checked by: E.E. Osama Abu Ali  
Approved by: E.E. Osama Abu Ali

*OSAMA*

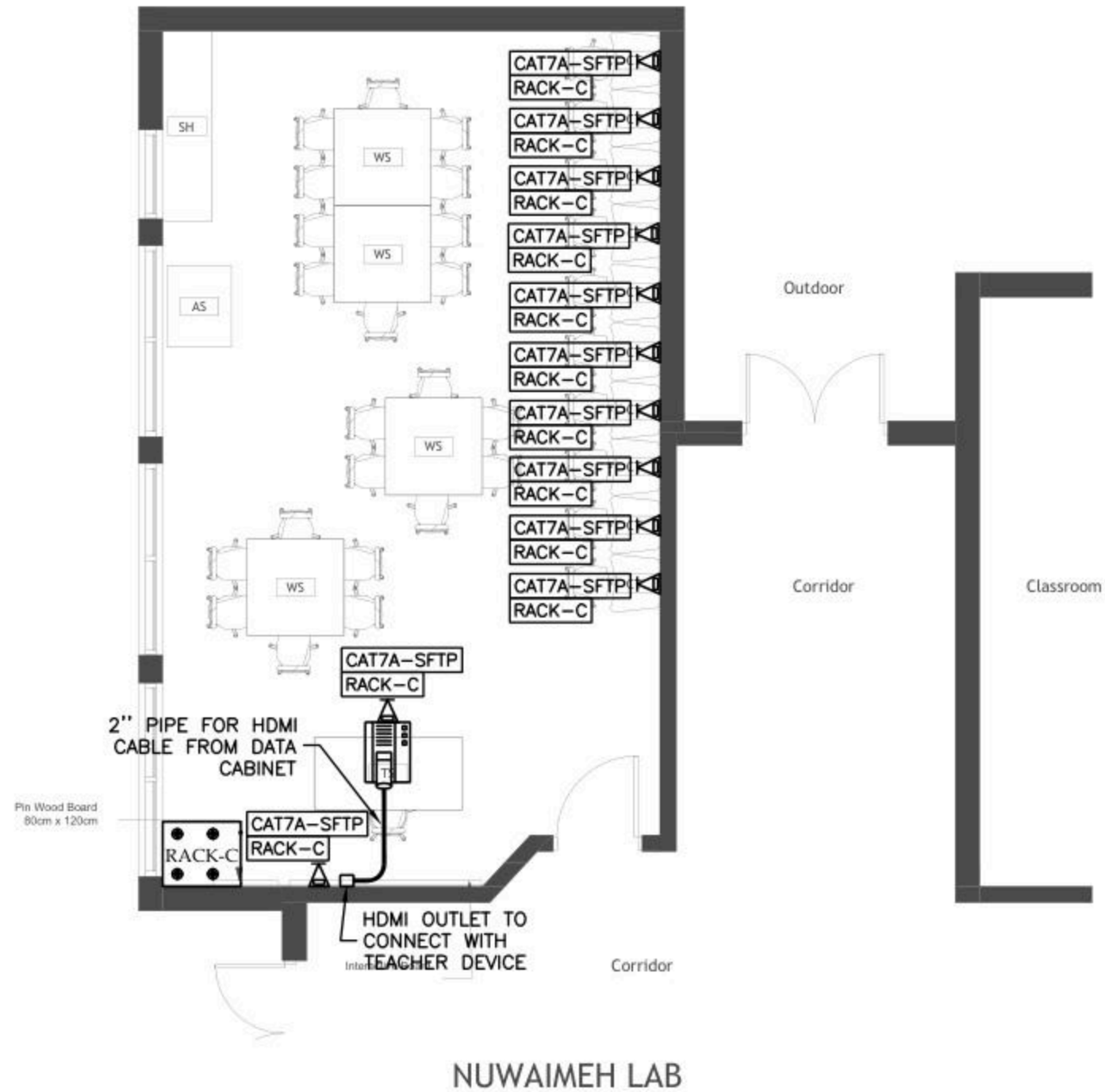
**NUWAIMEH DESIGN**

POWER FOR MECH

Date: 06.11.2025  
Scale: 1/100  
City: RAMALLAH  
Ref: GLOBE

**E 401**

NOTES



No.	DATE	DESCRIPTION
1		
2		
3		
4		
5		

Ramallah  
Tel: Fax02-2967876  
E-Mail: info@orbit.ps  
Website: www.orbit.ps  
Orbit Consultant Engineers

Electrical Engineering

Designed by: E.E. Osama Abu Ali

Drawn by: E. Samir

Checked by: E.E. Abdel Hady Abu Ali

Approved by: E.E. Amr Abdel Samir

*AS*

NUWAIMEH DESIGN

LOW VOLTAGE LAYOUT

Date: OCT. 2025

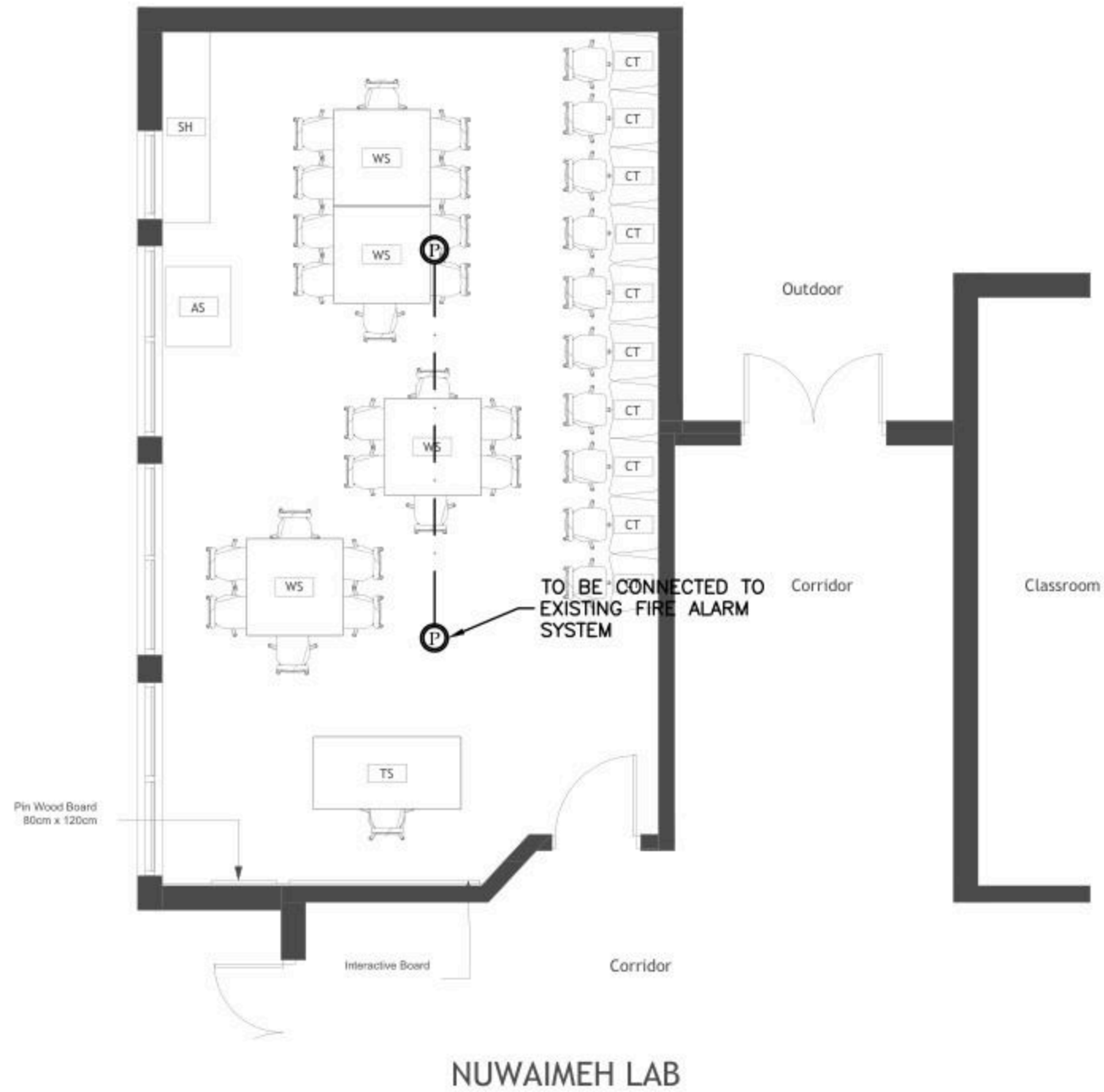
Scale: 1/100

City: RAMALLAH

Ref: GLOBE

**E 501**

NOTES



No.	DATE	DESCRIPTION
1		
2		
3		
4		
5		



Ramallah  
Tel. Fax 02-2967876  
E-Mail : info@orbit.ps  
Website : www.orbit.ps  
Orbit Consultant Engineers

Electrical Engineering  
Designed by: E.E. Osama Abu Ali  
Drawn by: E. Samir  
Checked by: E.E. Abdel Hady Ali  
Approved by: E.E. Amr Abdel Samir

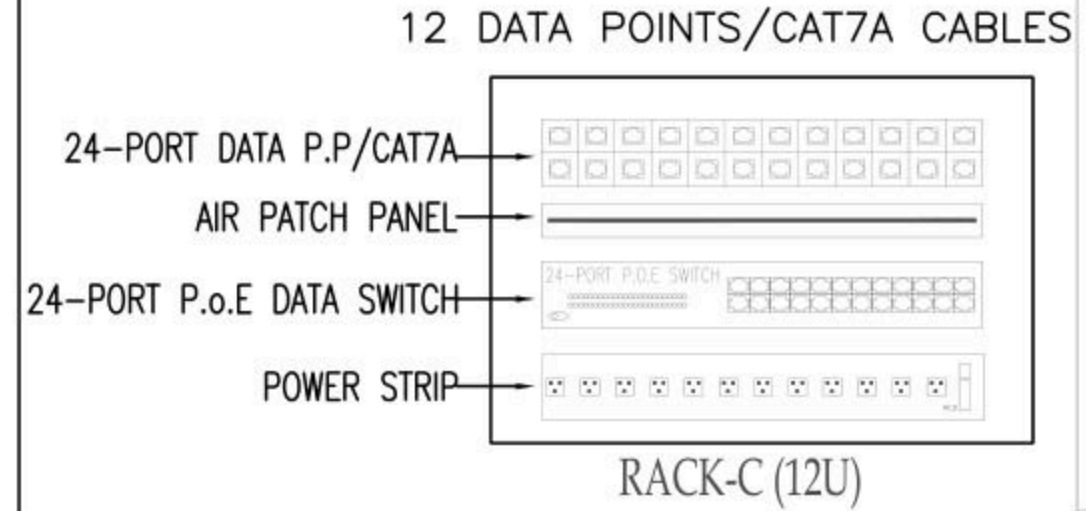
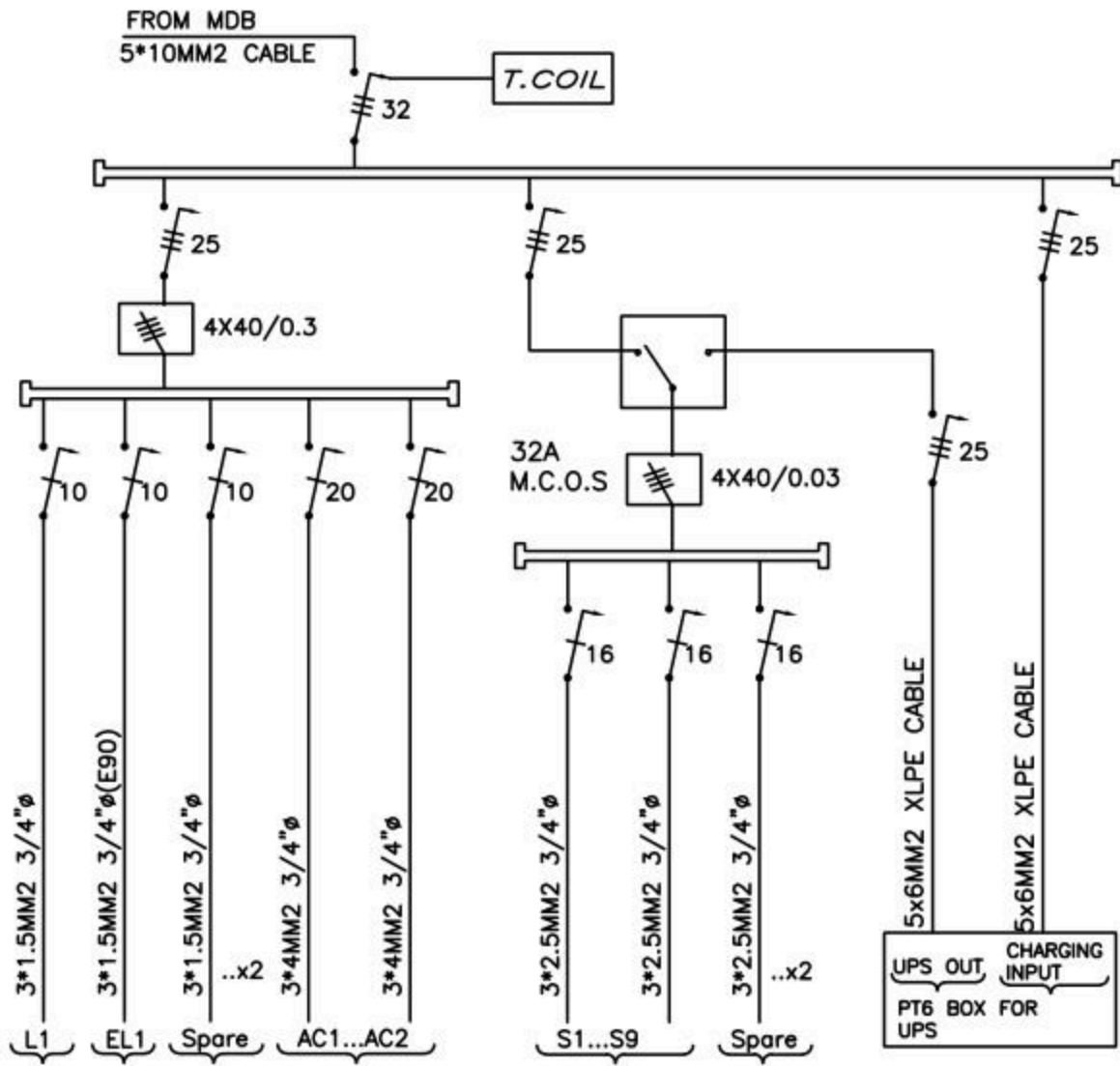
NUWAIMEH DESIGN

FIRE ALARM LAYOUT

Date: OCT. 2025  
Scale: 1/100  
City: RAMALLAH  
Ref: GLOBE

E 601

BOARD NAME: DBC



No.	DATE	DESCRIPTION
1		
2		
3		
4		
5		

Ramallah  
Tel: Fax02-2967876  
E-Mail: info@orbit.ps  
Website: www.orbit.ps  
Orbit Consultant Engineers

Electrical Engineering  
Designed by: E.E. Osama Abu Ali  
Drawn by: E.E. Osama Abu Ali  
Checked by: E.E. Osama Abu Ali  
Approved by: E.E. Osama Abu Ali

NU/AIMEH DESIGN

POWER DIAGRAMS

Date: OCT.2025  
Scale: 1/100  
City: RAMALLAH  
Ref: GLO08

E 701

Design and supervision consultancy for rehabilitation and/or creation of  
STEM Labs in schools in the West Bank

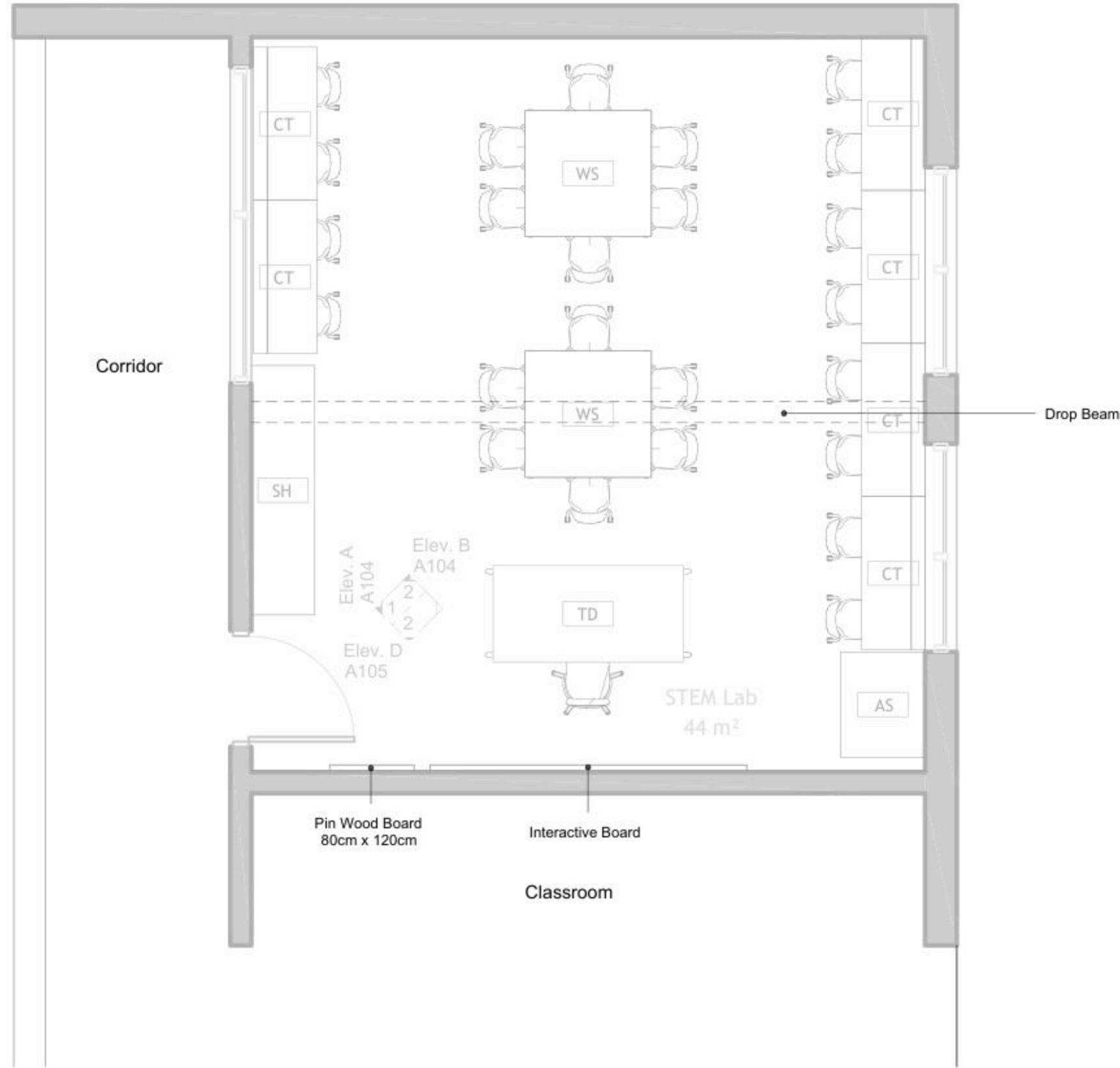
Al-Auja Secondary Girls School







Furniture Schedule		
ID	Description	Count
	Student Chair	24
AS	Arts Storage (A1)	1
CT	Computer Table	6
SH	Shelves Storage	1
ST	Adjustable Stool	1
TD	Planner Studio Table	1
WS	Work Station	2



1 Floor Plan  
1 : 50

DRAWING NOTES:

---

Contracting Authority:  
**Enabel**

---

CONSULTANT:  
**GLOB CONSULTANTS**  
Qaddura Street  
Ramallah, Palestine  
Tel 022982405  
email: hqurt@glob-consult.com

---

THIS DRAWING IS THE COPYRIGHT OF GLOB. CONSULTANTS AND MUST NOT BE RETAINED, COPIED OR USED WITHOUT THE CONSULTANTS' AUTHORIZATION

Rev.	Description	App. by	Date

DESIGNED BY:  
APPROVED BY: Dr. Husni Qurt  
DWG ISSUE DATE: 10/12/25

PROJECT:

---

Project Status

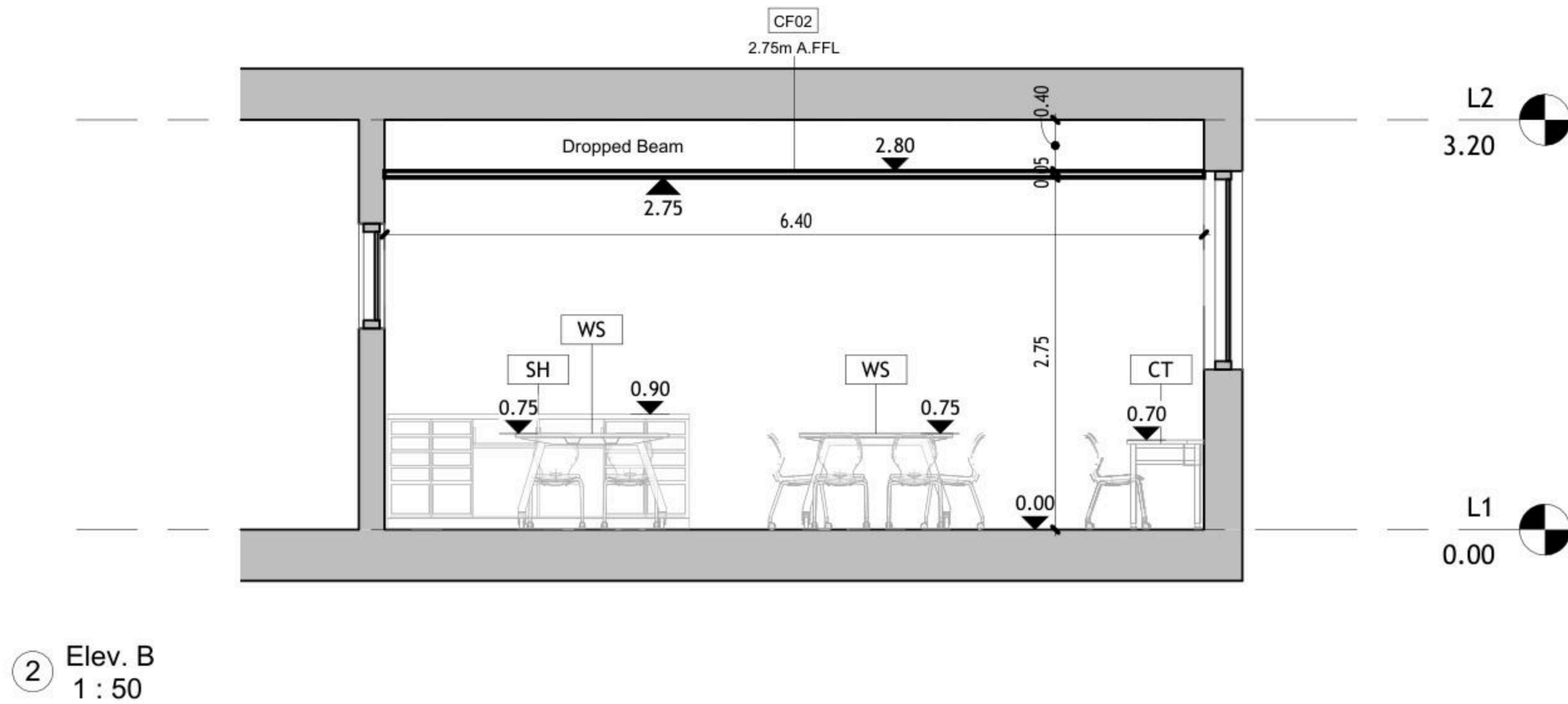
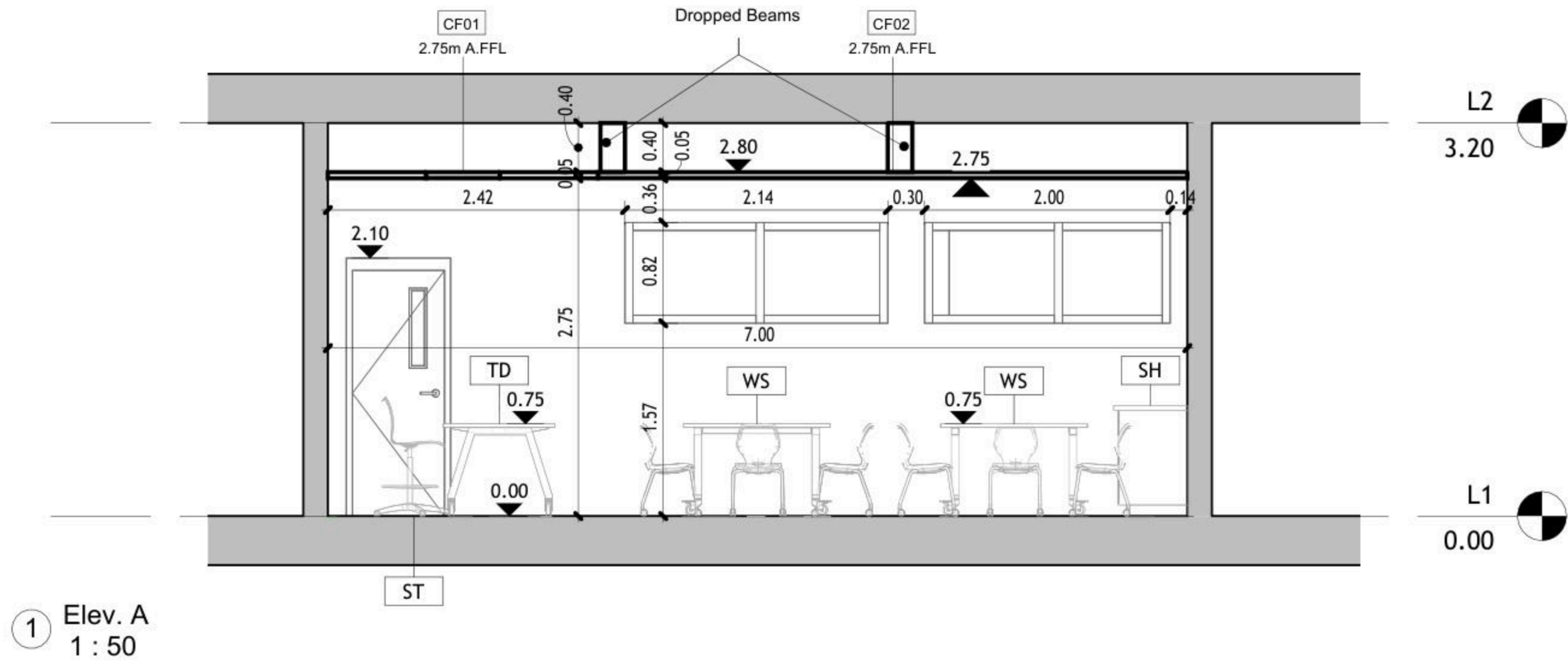
---

DRAWING TITLE:  
**Furniture Plan**

---

JOB #	DWG # <b>A102</b>	BLOCK # <b>00</b>
SCALE: 1 : 50	Sht. of	REV. #





DRAWING NOTES:

Contracting Authority:



CONSULTANT:

**GLOB CONSULTANTS**

Qaddura Street  
Ramallah, Palestine  
Tel 022982405  
email: hqurt@glob-consult.com



THIS DRAWING IS THE COPYRIGHT OF GLOB. CONSULTANTS AND MUST NOT BE RETAINED, COPIED OR USED WITHOUT THE CONSULTANTS' AUTHORIZATION

Rev.	Description	App. by	Date

DESIGNED BY:

APPROVED BY: Dr. Husni Qurt

DWG ISSUE DATE: 9/15/2025

PROJECT:  
**Eight STEM Labs in Middle and Northern Governorates**

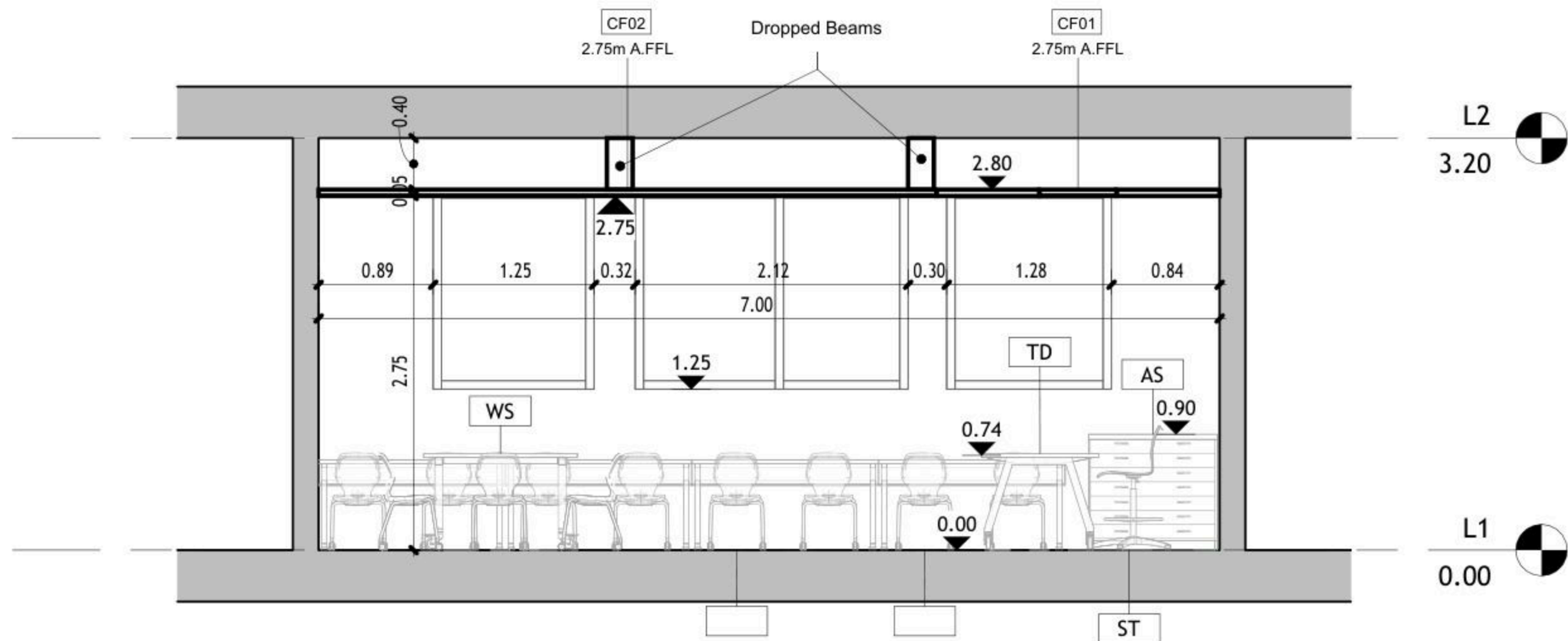
**PSE22001-10070**

Al-Auja Secondary Girls School

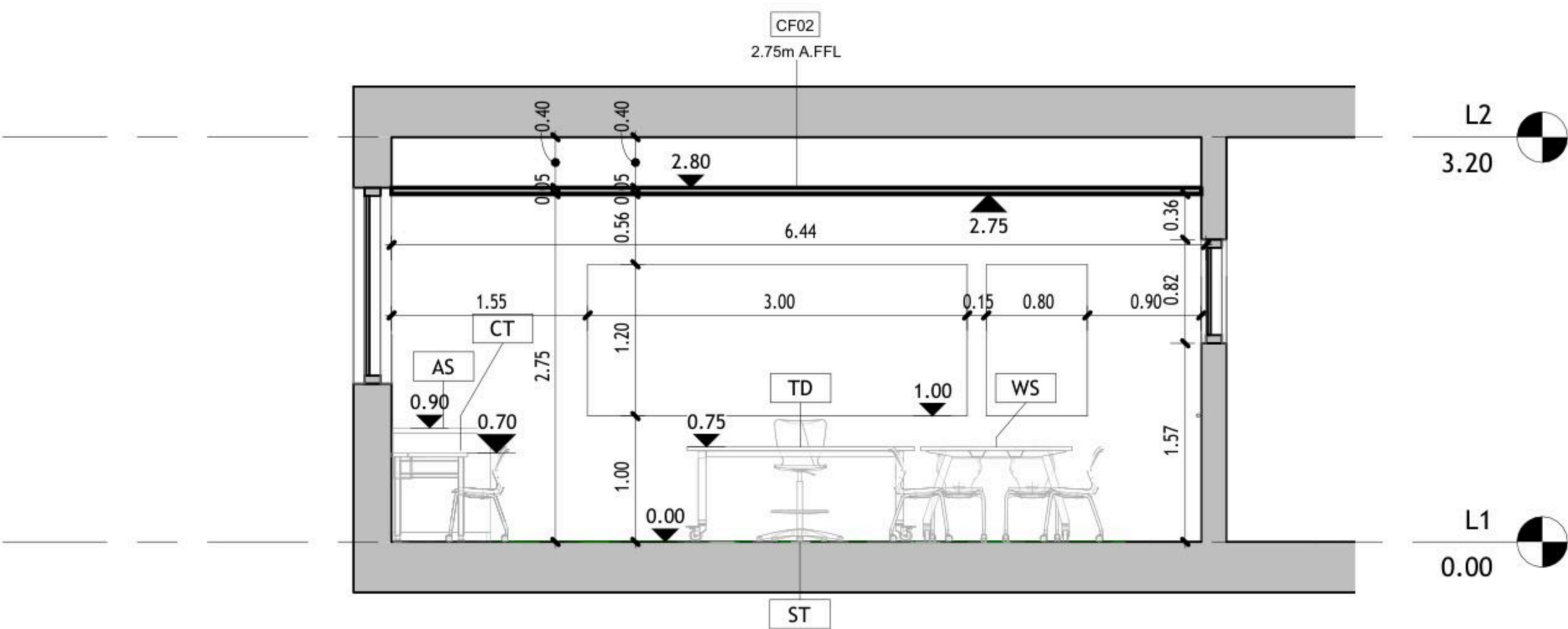
DRAWING TITLE:

**Internal Elevations**

JOB #	DWG #	BLOCK #
	<b>A105</b>	<b>00</b>
SCALE:	Sht. of	REV. #
1 : 50		



① Elev. C  
1 : 50



② Elev. D  
1 : 50

DRAWING NOTES:

Contracting Authority:



CONSULTANT:

**GLOB CONSULTANTS**

Qaddura Street  
Ramallah, Palestine  
Tel 022982405  
email: hqurt@glob-consult.com



THIS DRAWING IS THE COPYRIGHT OF GLOB. CONSULTANTS AND MUST NOT BE RETAINED, COPIED OR USED WITHOUT THE CONSULTANTS' AUTHORIZATION

Rev.	Description	App. by	Date

DESIGNED BY:

APPROVED BY: Dr. Husni Qurt

DWG ISSUE DATE: 9/15/2025

PROJECT:

Eight STEM Labs in Middle and Northern Governorates

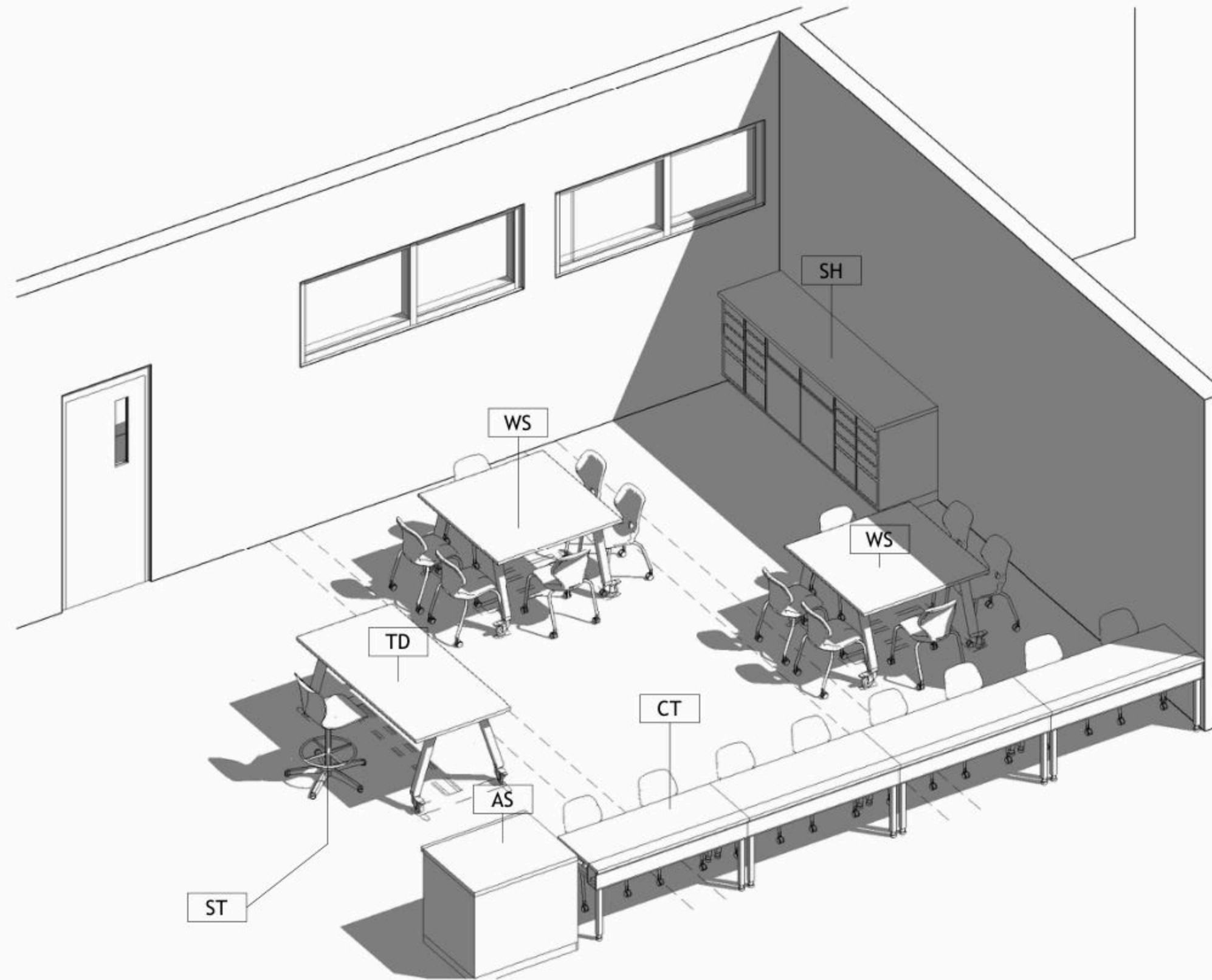
PSE22001-10070

Al-Auja Secondary Girls School

DRAWING TITLE:

**Internal Elevations**

JOB #	DWG #	BLOCK #
	<b>A106</b>	<b>00</b>
SCALE:	Sht. of	REV. #
1 : 50		



1 Isometric

DRAWING NOTES:

Contracting Authority:



CONSULTANT:

**GLOB CONSULTANTS**

Qaddura Street  
Ramallah, Palestine  
Tel 022982405  
email: hqurt@glob-consult.com



THIS DRAWING IS THE COPYRIGHT OF GLOB. CONSULTANTS AND MUST NOT BE RETAINED, COPIED OR USED WITHOUT THE CONSULTANTS' AUTHORIZATION

Rev.	Description	App. by	Date

DESIGNED BY:

APPROVED BY: Dr. Husni Qurt

DWG ISSUE DATE: 9/15/2025

PROJECT:

Eight STEM Labs in Middle and Northern Governorates

PSE22001-10070

Al-Auja Secondary Girls School

DRAWING TITLE:

**Isometric**

JOB #	DWG # <b>A107</b>	BLOCK # <b>00</b>
SCALE:	Sht. of	REV. #

NO.	DESCRIPTION	SYMBOL	DESCRIPTION
E000	TITLE&LEGEND		3-PIN,(1-PHASE) 16A SOCKET OUTLET
E101	LIGHTING LAYOUT		DITTO, BUT WEATHER PROOF
E201	EMERGENCY LIGHTING LAYOUT		3-PIN,(1-PHASE) 16A DOUBLE SOCKET OUTLET
E301	POWER LAYOUT		DITTO, BUT WEATHER PROOF
E401	POWER FOR MECH LAYOUT		SOCKET ABOVE FALSE CEILING
E501	LOW VOLTAGE LAYOUT		3-PIN,(1-PHASE) 16A SOCKET OUTLET RED COLOR CONNECTED TO UPS
E601	FIRE ALARM SYSTEM		DITTO, BUT DOUBLE SOCKET OUTLET
E701	POWER DIAGRAMS		(3-PHASE) 16A SOCKET OUTLET
			20A AC SOCKET OUTLET
			FLOOR MOUNTED BOX,16 MODULE
			ELECTRIC BOX.
			EXTRACT FAN,WALL OR INLINE.
			ISOLATING SWITCH,2P,4P
			AC UNIT,OUTDOOR,INDOOR.
			CIRCUIT BREAKER,MCB,MCCB
			EARTH LEAKAGE RELAY (RCD)
			AUTOMATIC TRANSFER SWITCH (ATS)
			TRIP COIL UNIT
			TELEPHONE SOCKET OUTLET
			DATA SOCKET OUTLET
			INDOOR,OUTDOOR INTERCOME OUTLET
			DATA CABINATE
			SATELLITE SOCKET OUTLET
			WALL MOUNTED CAMERA,INDOOR&OUTDOOR
			DOME CAMERA.
			DIGITAL VIDEO RECORDER
			WALL MOUNTED LOUD SPEAKER
			CEILING MOUNTED LOUD SPEAKER
			OUTDOOR HORN LOUD SPEAKER
			AMPLIFIER UNIT
			ADDRESSABLE PHOTO OPTICAL SMOKE DETECTOR
			ADDRESSABLE HEAT DETECTOR
			BREAK GLASS UNIT
			INDOOR SIREN AUDIO ONLY
			OUTDOOR SIREN AUDIOVISUAL.
			ADDRESSABLE FIRE ALARM CONTROL PANEL
			ONE-WAY SWITCH SINGLE POLE ONE GANG, TWO GANG, THREE GANG
			BUSH BUTTON, FOR STAIR CASE LIGHTING
			TWO-WAY/SINGLE POLE SWITCH, INTERMEDIATE, CROSS SWITCH
			ELECTRICAL BELL
			MAIN DISTRIBUTION BOARD
			SUB DISTRIBUTION BOARD

	SYMBOL	DESCRIPTION
A1		RECESSED MOUNTED 60*60, LED 36W , 4000LM, 111LM/W, 4000K, CRI>90, IP40, UGR<19, 50.000HØL80B20, EXTRUDED ALUMINUM BODY, PMMA TRANSPARENT THERMOPLASTIC COVER, ANTI-GLARE MICRO-PRISMATIC SCREEN, WHITE COLOUR.
A2		SURFACE MOUNTED EMERGENCY LIGHTING FIXTURE, 6W, 920LM, 6000K, 50.000H, OPTICS FOR OPEN AREA, POLYCARBONATE BODY,SELF CONTAINED TYPE,EMERGENCY KIT FOR THREE HOURS DURATION.

GENERAL NOTES
<ol style="list-style-type: none"> <li>The lighting, power, and low current systems shall be installed separately from each other, i.e. conduits, wires boxes, Etc.</li> <li>Outlet boxes for switches are to be fixed 130cm above FFL and 12 cm horizontally from the outside edge of the nearest door, except where otherwise indicated.</li> <li>Switches shall be wired in the phase lines only, the neutral conductors shall not be broken.</li> <li>Boxes for sockets outlets are to be installed 60cm above FFL, except in kitchen and where otherwise indicated.</li> <li>All sockets shall be wired in the same manner with the phase always connected to the same pole ( right pole ).</li> <li>The height of the top edge of the power Distribution Board above FFL to be 180 cm.</li> <li>All panel boards shall be with doors, and shall be wether water proof in wet areas.</li> <li>The main C.Bs shall be air insulated, adjustable, with magnetic and thermal 10protection, and have a min. rupturing capacity of 25 k.A.</li> <li>The Miniature CBs shall be of the air insulated type with magnetic and thermal protection and fixed adjustment, the main rupturing capacity of these M.C.Bs shall not be less than 6 K.A.</li> <li>The foundation of the building should be used in the main earth system, but the electrodes are added to the main earth system if the resistance test does not fulfill requirements, typically one Ohm.</li> <li>Galvanized steel strips must be welded to beams every 1.5m in closed loop, and when reaching columns, columns should be sorounded by steel strips and welded well to earthing loop Galvanized steel strips should not be less than 30*3mm Earth resistance measuring shall be carried before backfilling.</li> </ol>

No.	DATE	DESCRIPTION
1		
2		
3		
4		
5		

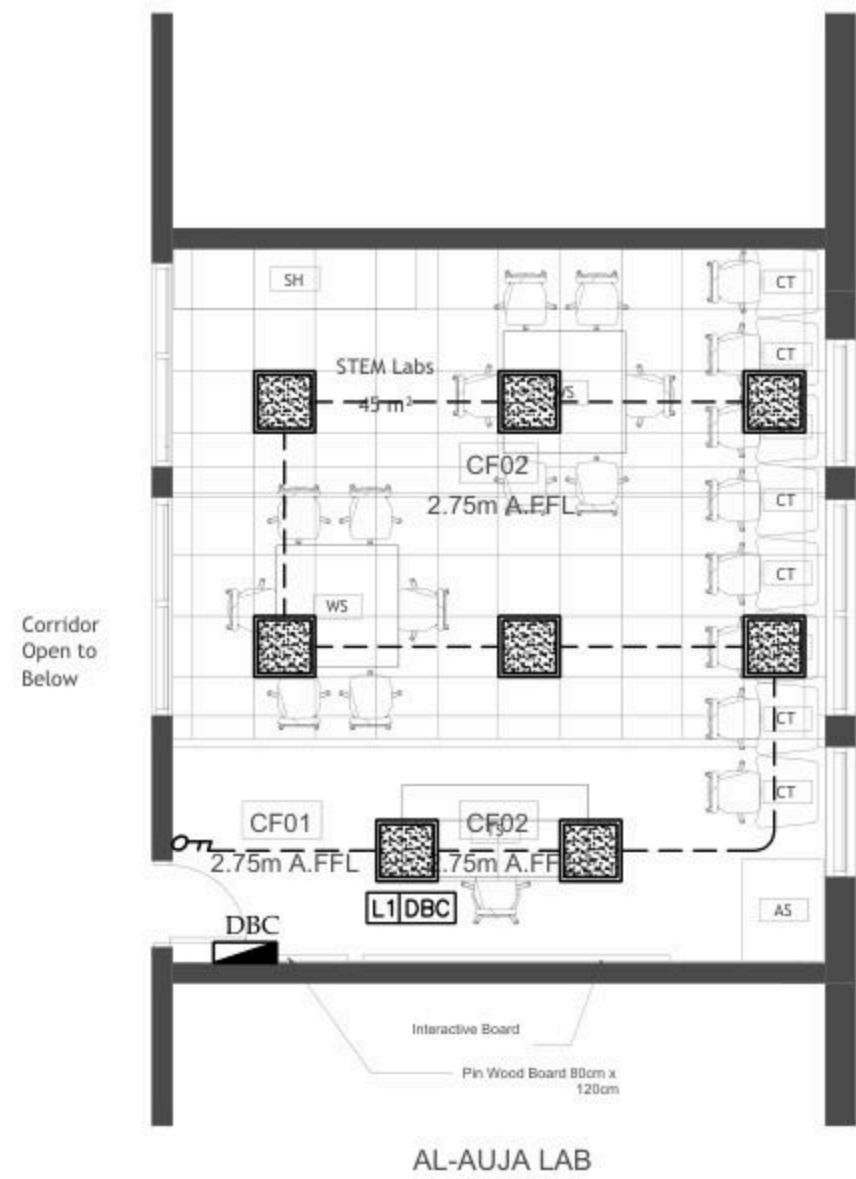


**Orbit** Ramallah  
 Tel.Fax02-2967876  
 E.Mail :info@orbit.ps  
 Website :www.orbit.ps  
**Orbit Consultant Engineers**

Electrical Engineering  
 Designed by: E.E.GUSH ABU JAW  
 Drawn by: Team  
 Checked by: E.E.Abed Abu Ma  
 Approved by: E.E.Ramadan Sa  
**AL-AUJA DESIGN**

**TITLE AND LEGEND**  
 Date: OCT 2025  
 Scale: 1/100  
 City: RAMALLAH  
 Ref: GLOBE  
**E 000**

NOTES



Corridor  
Open to  
Below

AL-AUJA LAB

No.	DATE	DESCRIPTION
1		
2		
3		
4		
5		

Orbit  
Ramallah  
Tel. Fax 02-2967876  
E-Mail: info@orbit.ps  
Website: www.orbit.ps  
Orbit Consultant Engineers

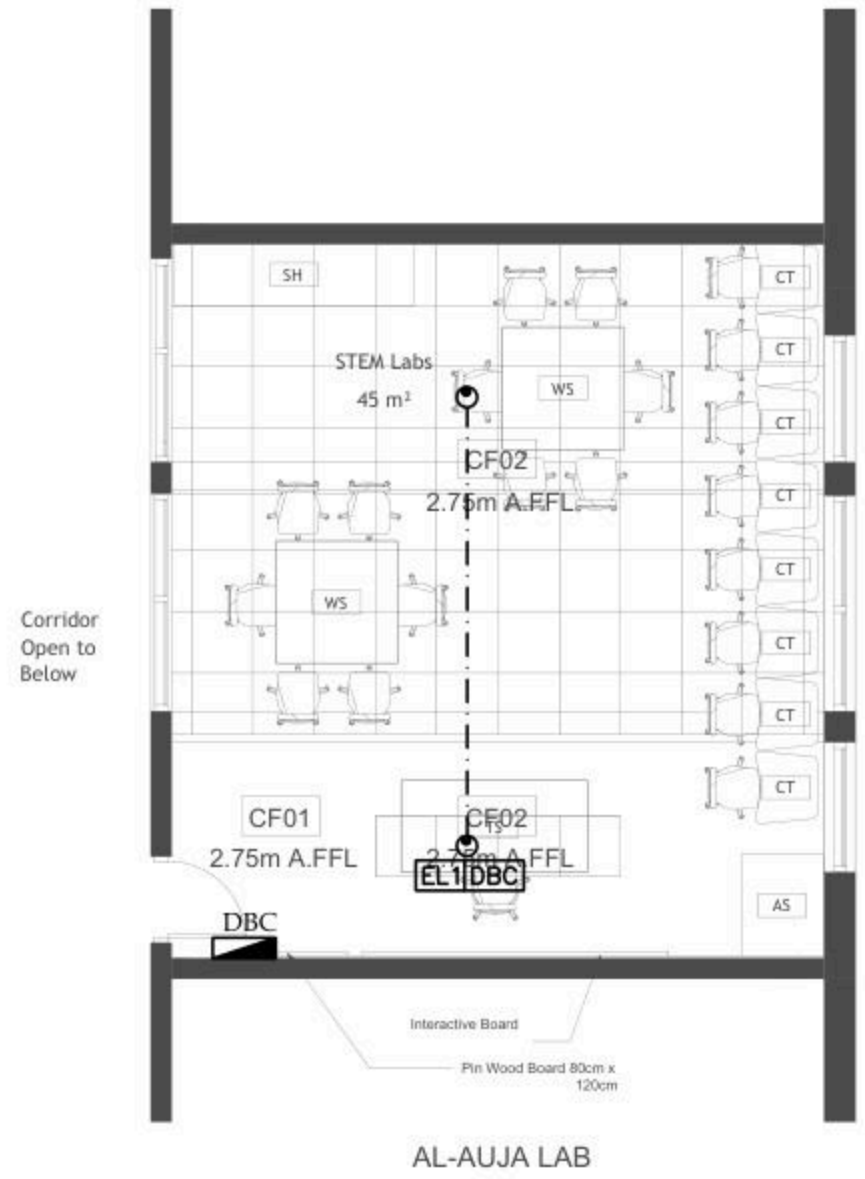
Electrical Engineering  
Designed by: E.E. Osama Abu Ali  
Drawn by: E. Samir  
Checked by: E.E. Abdel Hady Abu Ali  
Approved by: E.E. Ramallah  
*[Signature]*  
AL-AUJA DESIGN

LIGHTING LAYOUT

Date: 06.11.2025  
Scale: 1/100  
City: RAMALLAH  
Ref: GLO08

E 101

NOTES



No.	DATE	DESCRIPTION
1		
2		
3		
4		
5		



Ramallah  
Tel. Fax 02-2967876  
E-Mail : info@orbit.ps  
Website : www.orbit.ps  
Orbit Consultant Engineers

Electrical Engineering  
Designed by: E.E. Osama Abu Ali  
Drawn by: E.E. Osama Abu Ali  
Checked by: E.E. Osama Abu Ali  
Approved by: E.E. Osama Abu Ali

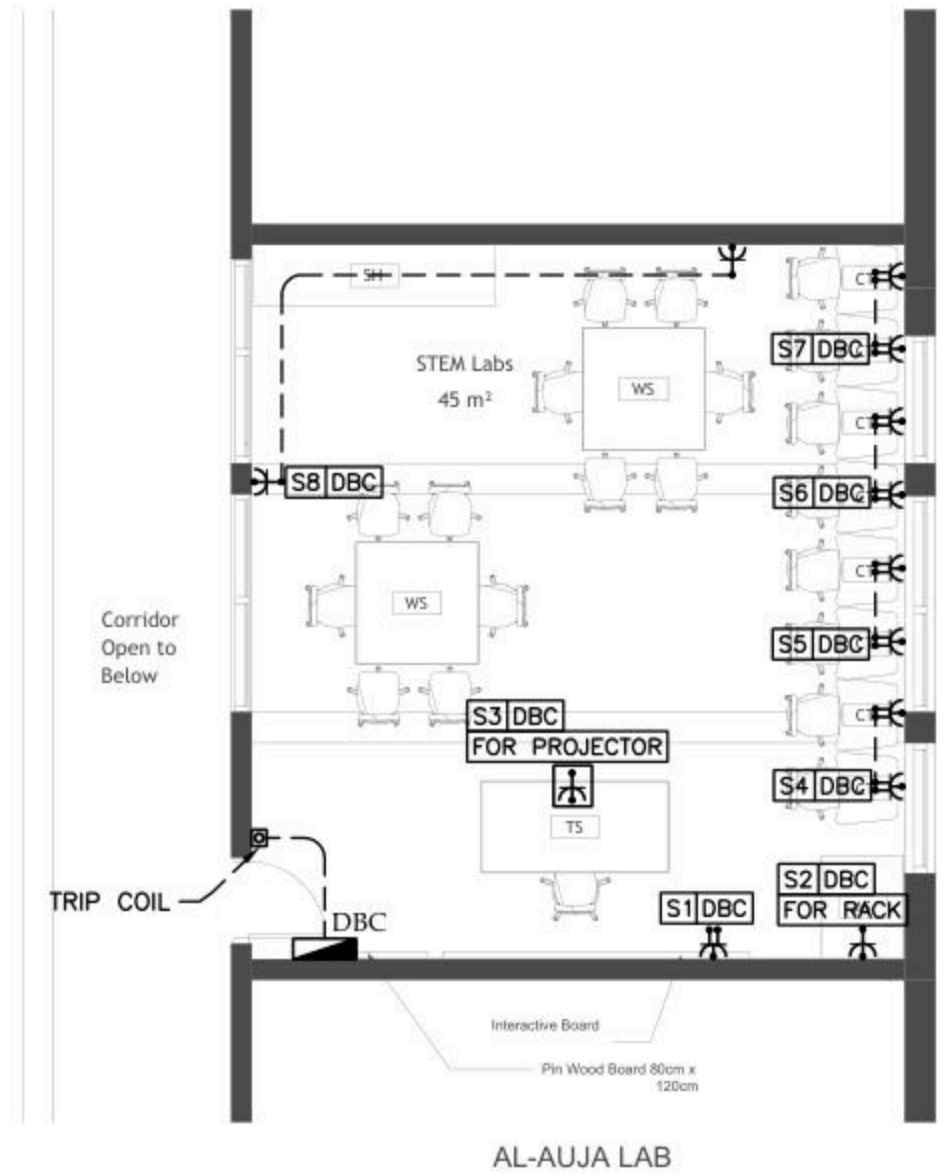
*OSAMA*

AL-AUJA DESIGN

EMERGENCY LIGHTING LAYOUT

Date:	06.11.2025	<b>E 201</b>
Scale:	1/100	
City:	RAMALLAH	
Ref:	GLOBE	

NOTES



AL-AUJA LAB

No.	DATE	DESCRIPTION
1		
2		
3		
4		
5		

Orbit  
 Ramallah  
 Tel. Fax 02-2967876  
 E-Mail: info@orbit.ps  
 Website: www.orbit.ps  
 Orbit Consultant Engineers

Electrical Engineering  
 Designed by: E.E. Osama Abu Ali  
 Drawn by: E.E. Osama Abu Ali  
 Checked by: E.E. Osama Abu Ali  
 Approved by: E.E. Osama Abu Ali

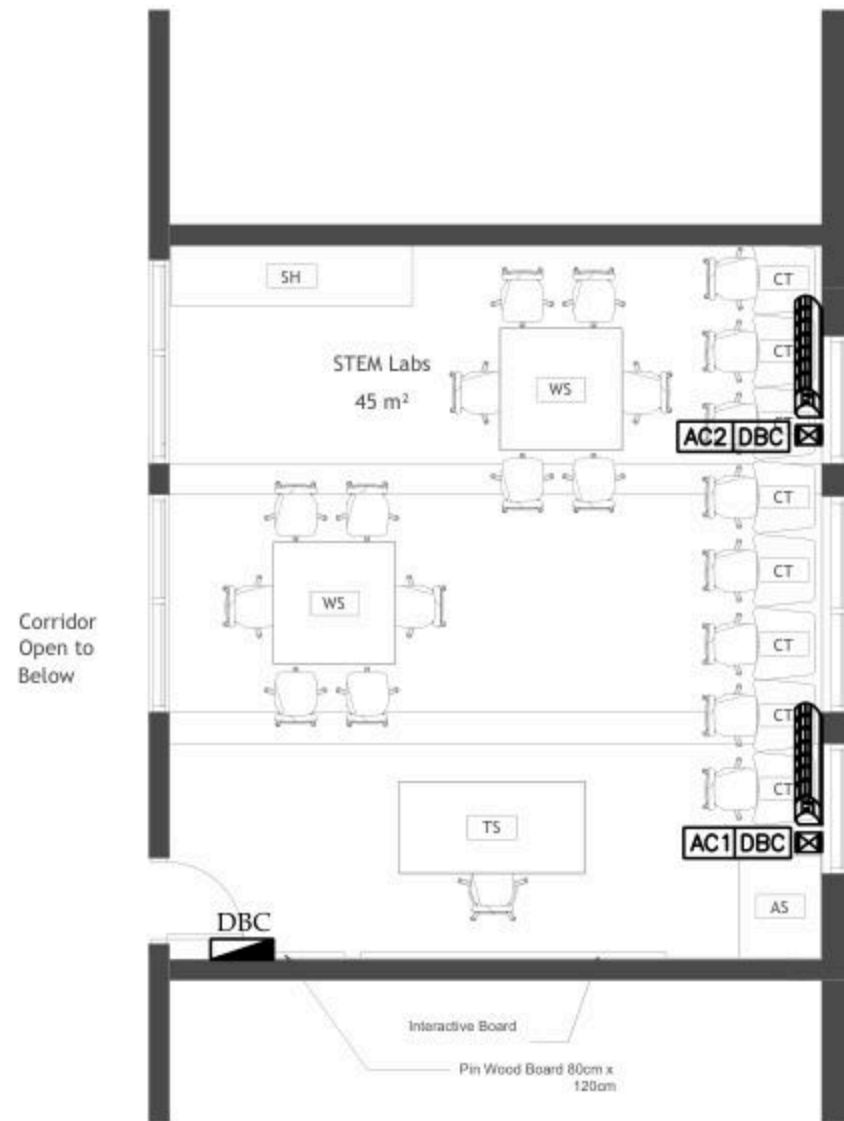
AL-AUJA DESIGN

POWER LAYOUT

Date: 06.11.2025  
 Scale: 1/100  
 City: RAMALLAH  
 Ref: GLOBE

E 301

NOTES



AL-AUJA LAB

No.	DATE	DESCRIPTION
1		
2		
3		
4		
5		

**Orbit** Ramallah  
 Tel. Fax 02-2967876  
 E-Mail : info@orbit.ps  
 Website : www.orbit.ps  
**Orbit Consultant Engineers**

Electrical Engineering  
 Designed by: E.E. Osama Abu Ali  
 Drawn by: E.E. Osama Abu Ali  
 Checked by: E.E. Osama Abu Ali  
 Approved by: E.E. Osama Abu Ali

*OSAMA*

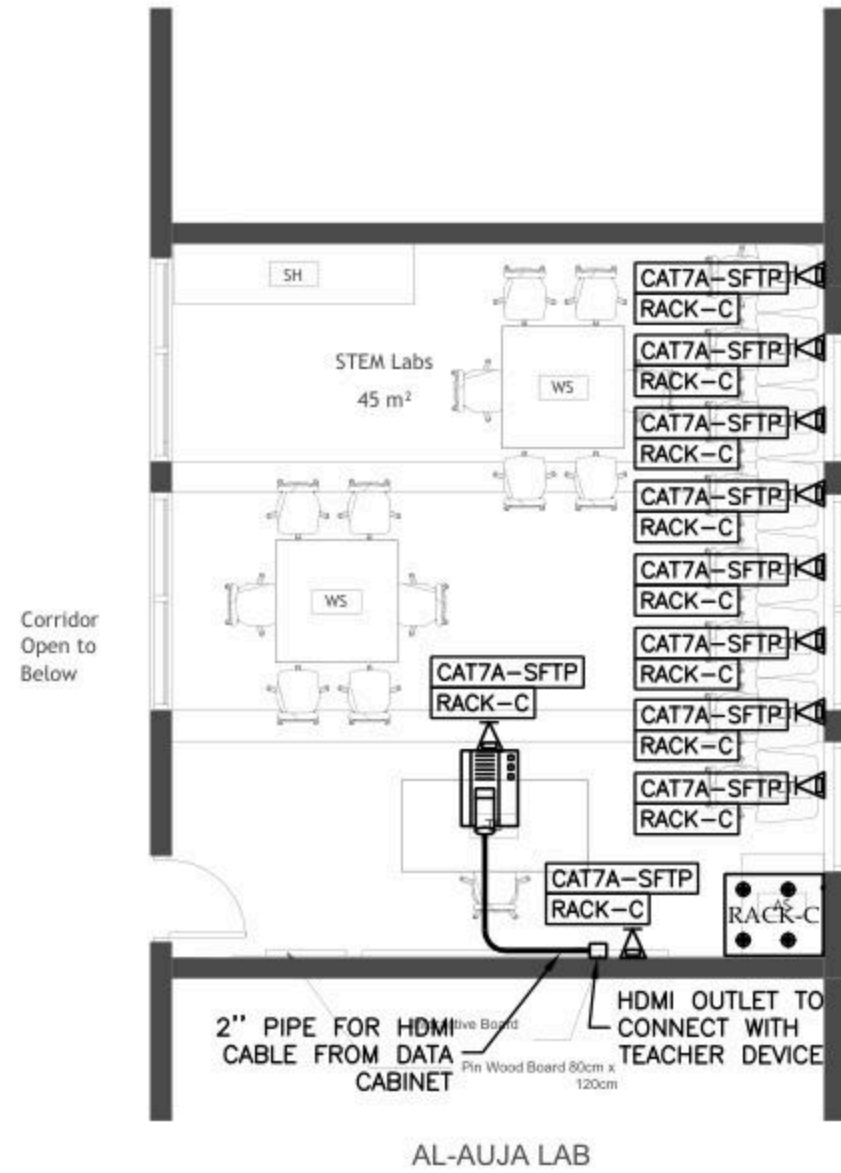
**AL-AUJA DESIGN**

POWER FOR MECH

Date: 06.11.2025  
 Scale: 1/100  
 City: RAMALLAH  
 Ref: GLOBE

**E 401**

NOTES



No	DATE	DESCRIPTION
1		
2		
3		
4		
5		

Ramallah  
Tel: Fax02-2967876  
E-Mail: info@orbit.ps  
Website: www.orbit.ps  
Orbit Consultant Engineers

Electrical Engineering

Designed by: E.E. Osama Abu Ali

Drawn by: E.E. Osama Abu Ali

Checked by: E.E. Osama Abu Ali

Approved by: E.E. Osama Abu Ali

*OSAMA*

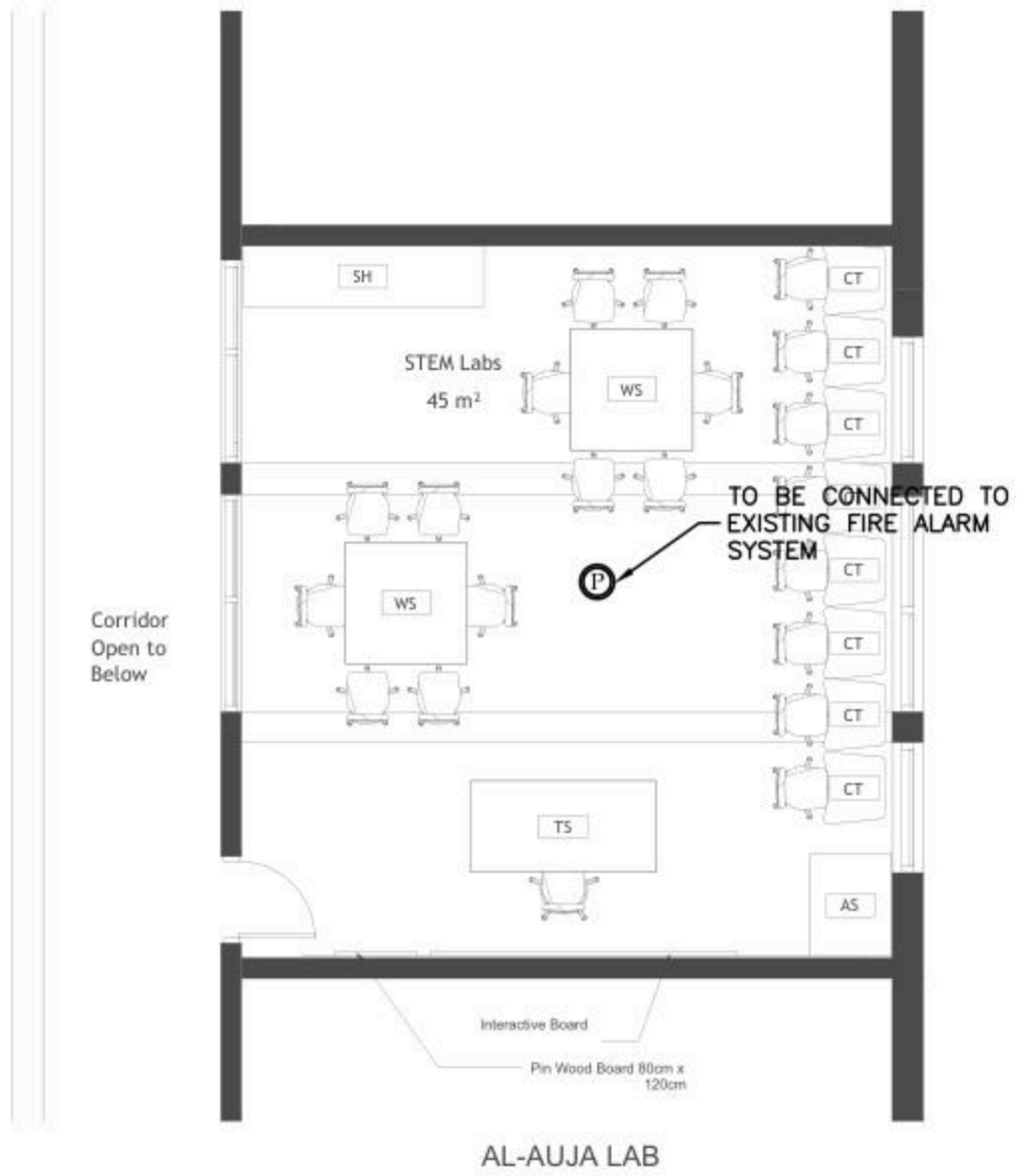
AL-AUJA DESIGN

LOW VOLTAGE LAYOUT

Date:	06.11.2025
Scale:	1/100
City:	RAMALLAH
Ref:	GLOBE

E 501

NOTES



No.	DATE	DESCRIPTION
1		
2		
3		
4		
5		



Ramallah  
Tel. Fax 02-2967876  
E-Mail: info@orbit.ps  
Website: www.orbit.ps  
Orbit Consultant Engineers

Electrical Engineering

Designed by: E.E. Osama Abu Ali

Drawn by: E. Samir

Checked by: E.E. Abdel Hady Abu Ali

Approved by: E.E. Amr Abdel Samir

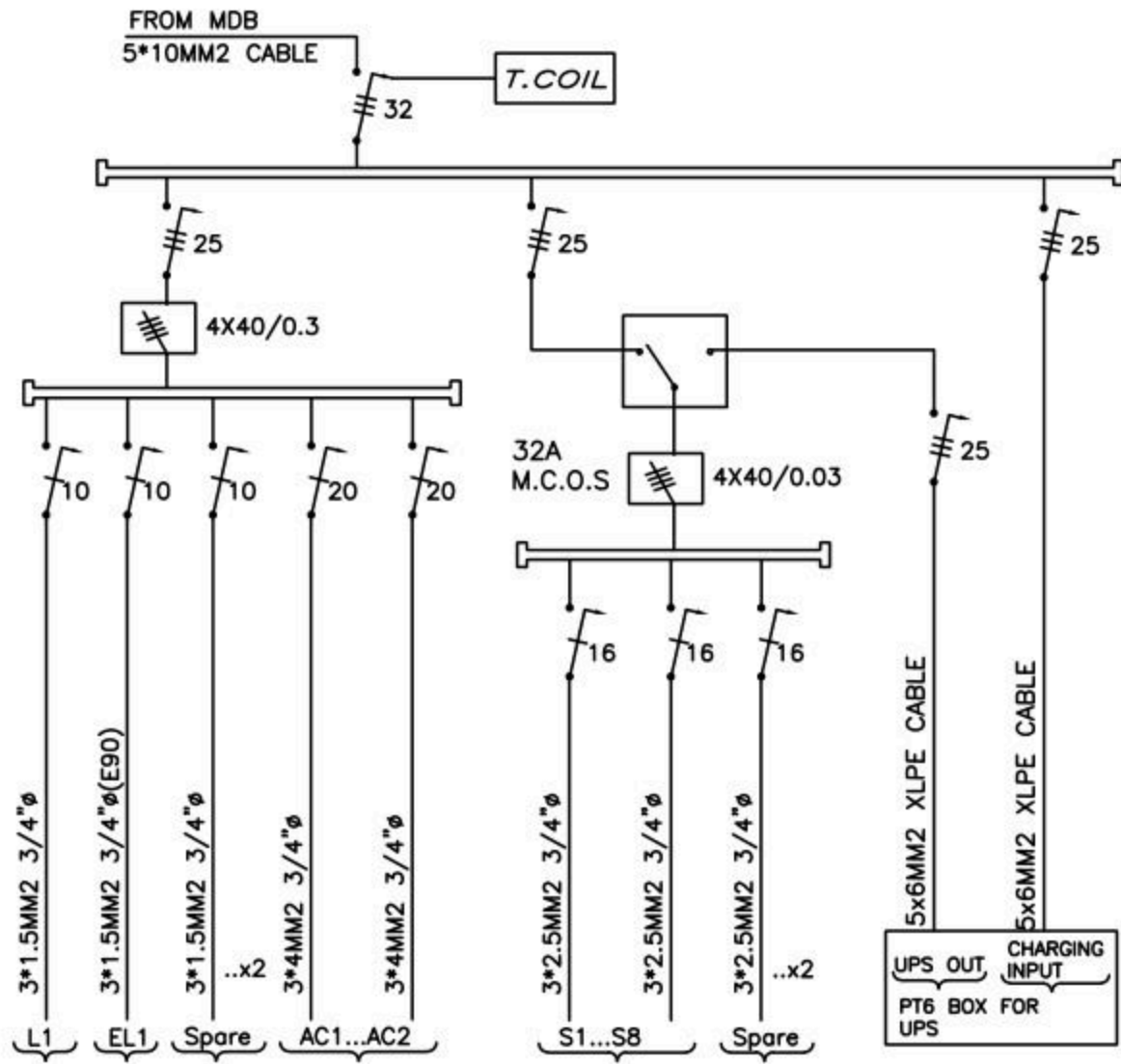
AL-AUJA DESIGN

FIRE ALARM LAYOUT

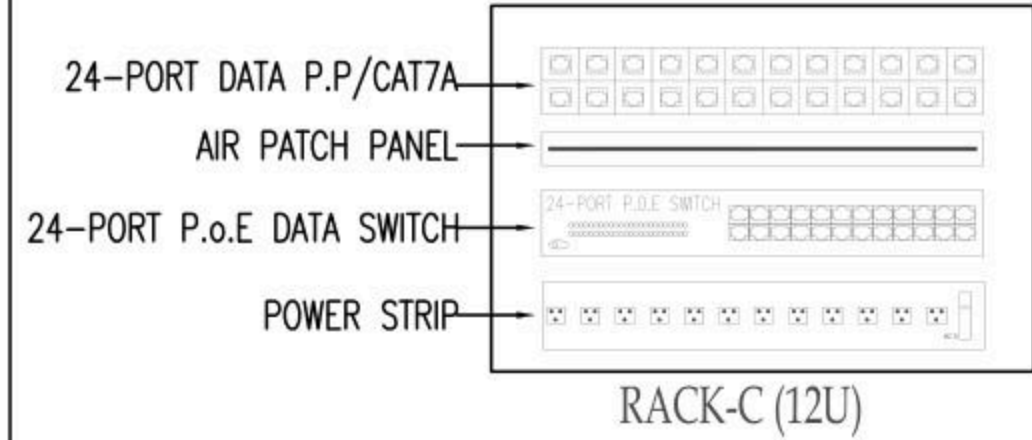
Date: OCT. 2025  
Scale: 1/100  
City: RAMALLAH  
Ref: GLOBE

E 601

BOARD NAME: DBC



10 DATA POINTS/CAT7A CABLES



No	DATE	DESCRIPTION
1		
2		
3		
4		
5		

Ramallah  
Tel: Fax02-2967876  
E-Mail: info@orbit.ps  
Website: www.orbit.ps  
Orbit Consultant Engineers

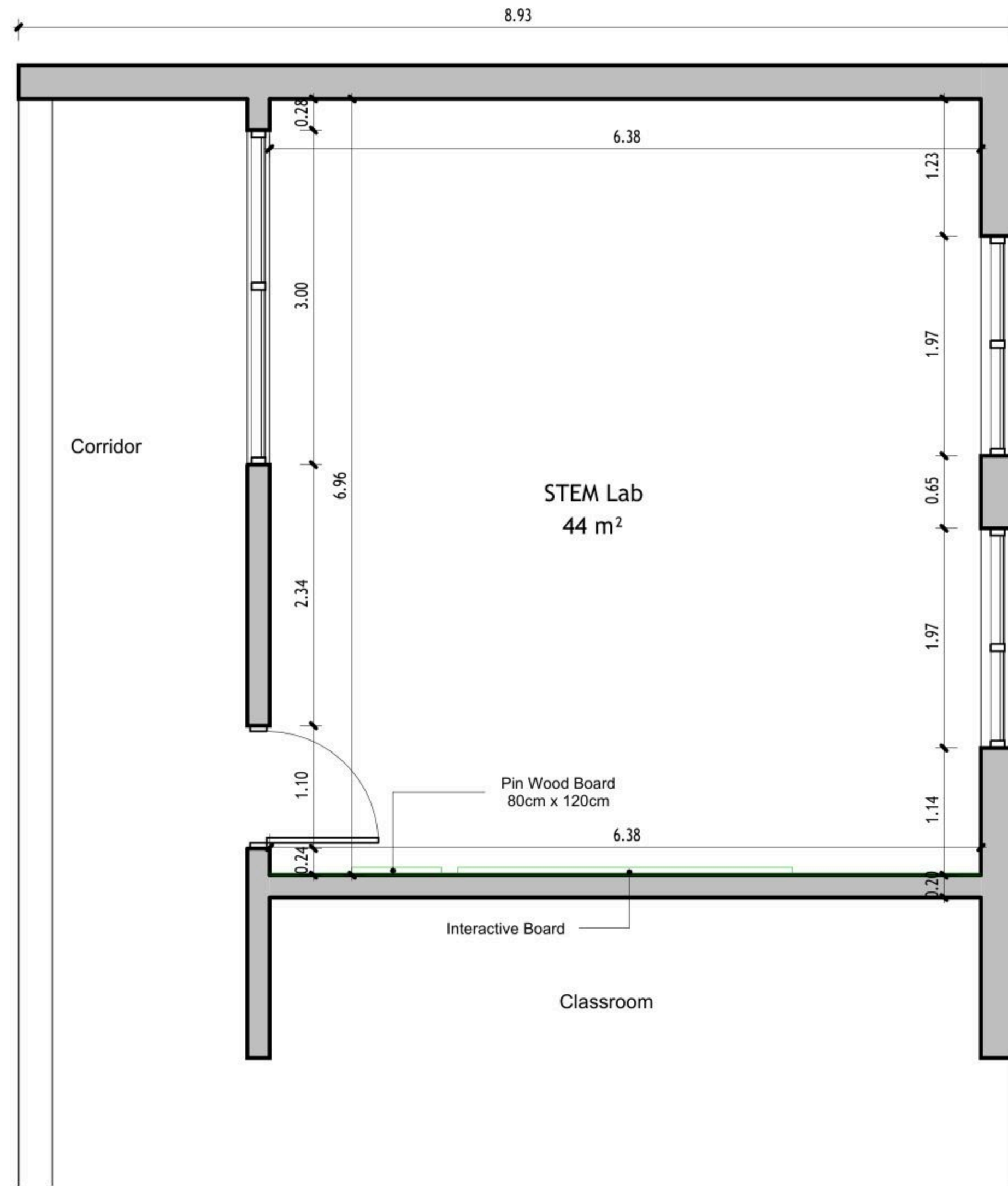
Electrical Engineering  
Designed by: E.E. Osama Abu Ali  
Drawn by: E. Sagem  
Checked by: E.E. Abdel Hady Abu  
Approved by: E.E. Ramallah  
*[Signature]*  
AL-AUJA DESIGN

POWER DIAGRAMS  
Date: 06/1/2025  
Scale: 1/100  
City: RAMALLAH  
Ref: GLO08  
**E 701**

Design and supervision consultancy for rehabilitation and/or creation of  
STEM Labs in schools in the West Bank

Fasayel Secondary Mixed School





1 Floor Plan  
1 : 50

DRAWING NOTES:

Contracting Authority:



CONSULTANT:

**GLOB CONSULTANTS**

Qaddura Street  
Ramallah, Palestine  
Tel 022982405  
email: hqurt@glob-consult.com



THIS DRAWING IS THE COPYRIGHT OF GLOB. CONSULTANTS AND MUST NOT BE RETAINED, COPIED OR USED WITHOUT THE CONSULTANTS' AUTHORIZATION

Rev.	Description	App. by	Date
1	Revision 1		Date 1

DESIGNED BY:

APPROVED BY: Dr. Husni Qurt

DWG ISSUE DATE: 9/15/2025

PROJECT:

Eight STEM Labs in Middle and Northern Governorates

**PSE22001-10070**

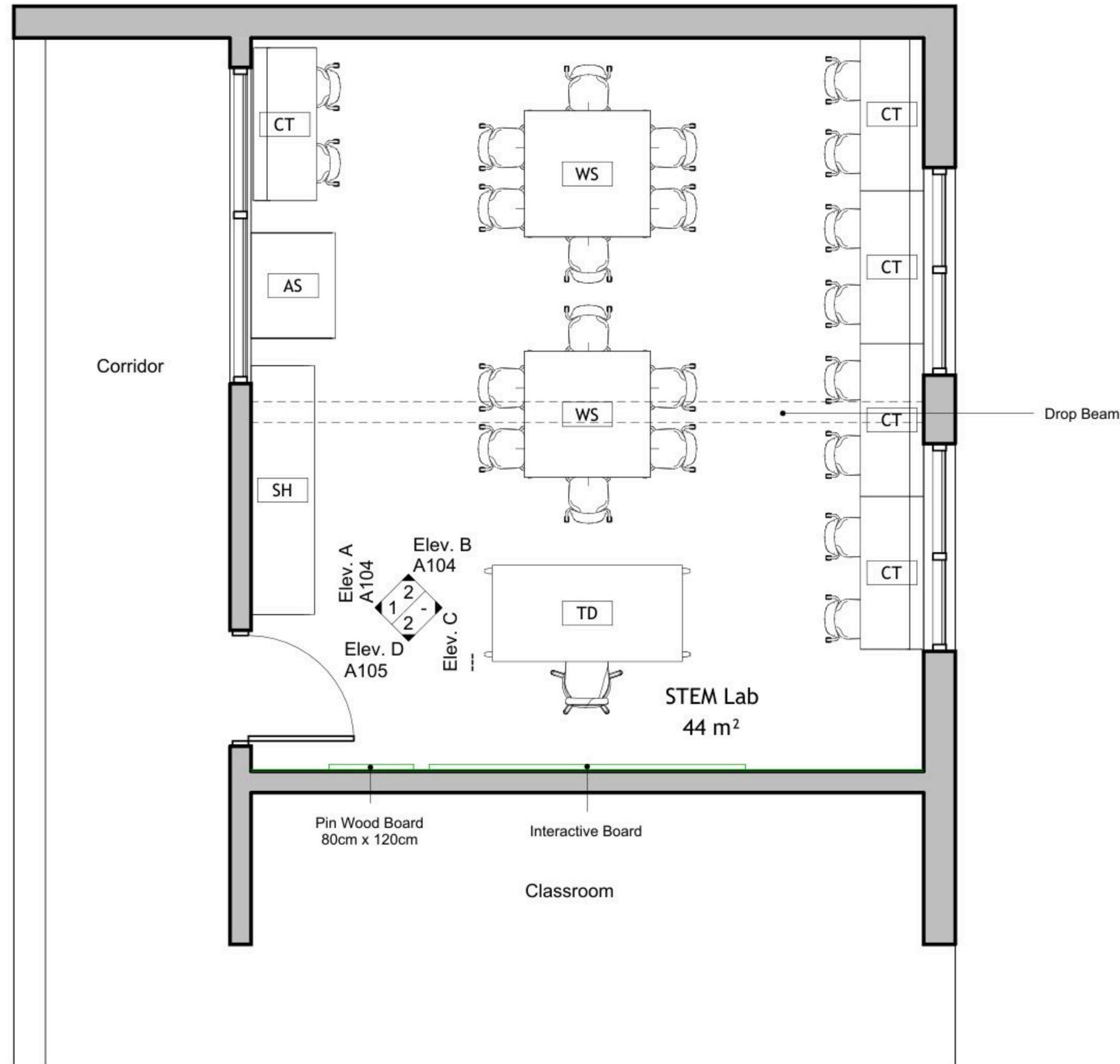
Fasayel Secondary Mixed School

DRAWING TITLE:

**Dimensions Plan**

JOB #	DWG #	BLOCK #
	<b>A101</b>	<b>00</b>
SCALE:	Sht. of	REV. #
1 : 50		1

Furniture Schedule		
ID	Description	Count
	Student Chair	22
AS	Arts Storage (A1)	1
CT	Computer Table	5
SH	Shelves Storage	1
ST	Adjustable Stool	1
TD	Planner Studio Table	1
WS	Work Station	2



1 Floor Plan  
1 : 50

DRAWING NOTES:

Contracting Authority:  
**Enabel**

CONSULTANT:  
**GLOB CONSULTANTS**

Qaddura Street  
Ramallah, Palestine  
Tel 022982405  
email: hqurt@glob-consult.com

**Globe**  
consultants  
Architects and Engineers

THIS DRAWING IS THE COPYRIGHT OF GLOB. CONSULTANTS AND MUST NOT BE RETAINED, COPIED OR USED WITHOUT THE CONSULTANTS' AUTHORIZATION

Rev.	Description	App. by	Date

DESIGNED BY:  
APPROVED BY: Dr. Husni Qurt  
DWG ISSUE DATE: 10/12/25

PROJECT:  
**STEM Labs Design-  
As-Built**  
Secondary Mixed School

Project Status

DRAWING TITLE:  
**Furniture Plan**

JOB # DWG # **A102** BLOCK # **00**  
SCALE: 1 : 50 SHE. of REV. #

DRAWING NOTES:

Contracting Authority:



CONSULTANT:

**GLOB CONSULTANTS**

Qaddura Street  
 Ramallah, Palestine  
 Tel 022982405  
 email: hqurt@glob-consult.com



THIS DRAWING IS THE COPYRIGHT OF GLOB. CONSULTANTS AND MUST NOT BE RETAINED, COPIED OR USED WITHOUT THE CONSULTANTS' AUTHORIZATION

Rev.	Description	App. by	Date

DESIGNED BY:

APPROVED BY: Dr. Husni Qurt

DWG ISSUE DATE: 11/12/25

PROJECT: Eight STEM Labs in Middle and Northern Governorates

**PSE22001-10070**

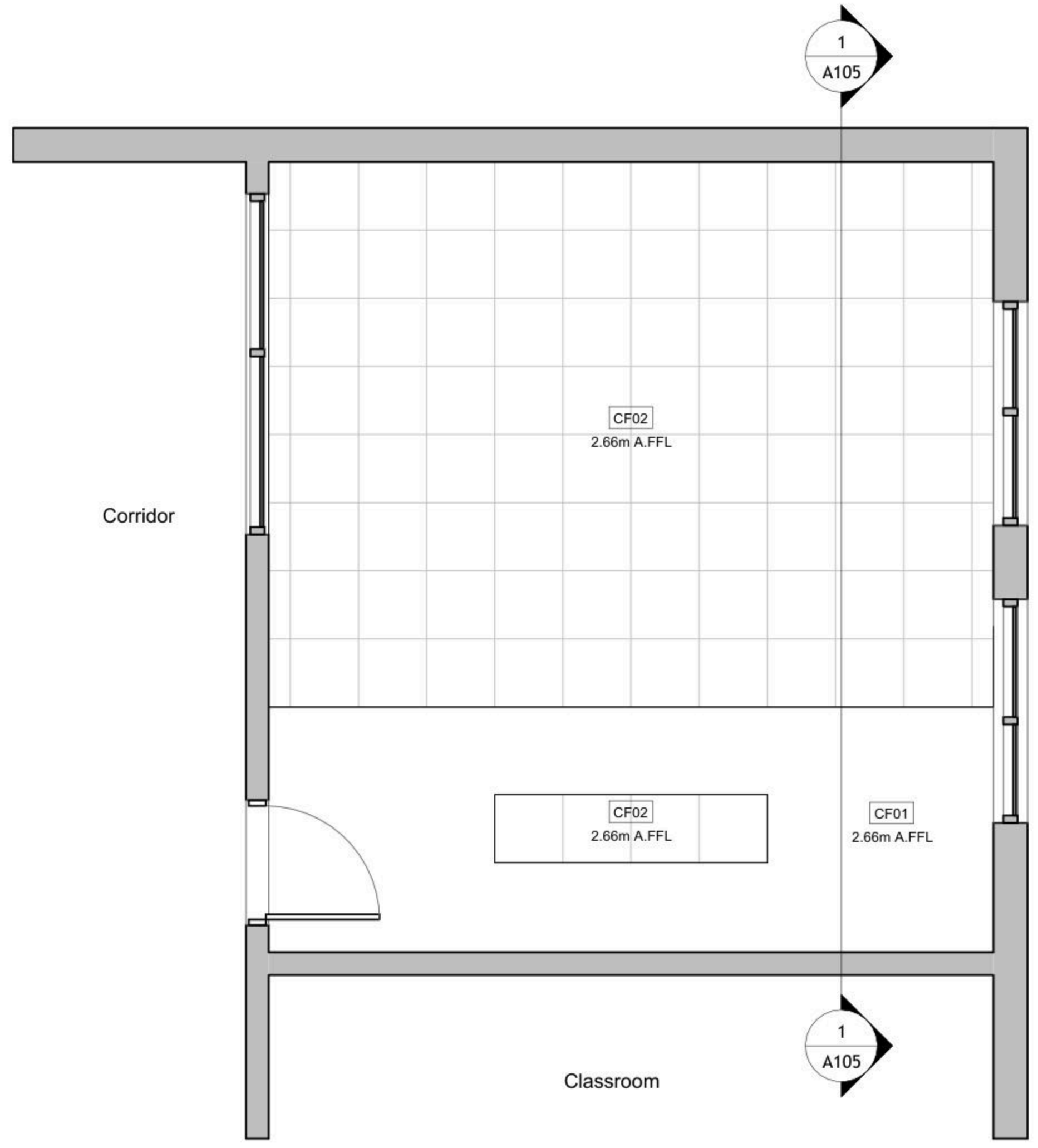
Fasayel Secondary Mixed School

DRAWING TITLE:

**Reflected Ceiling Plan**

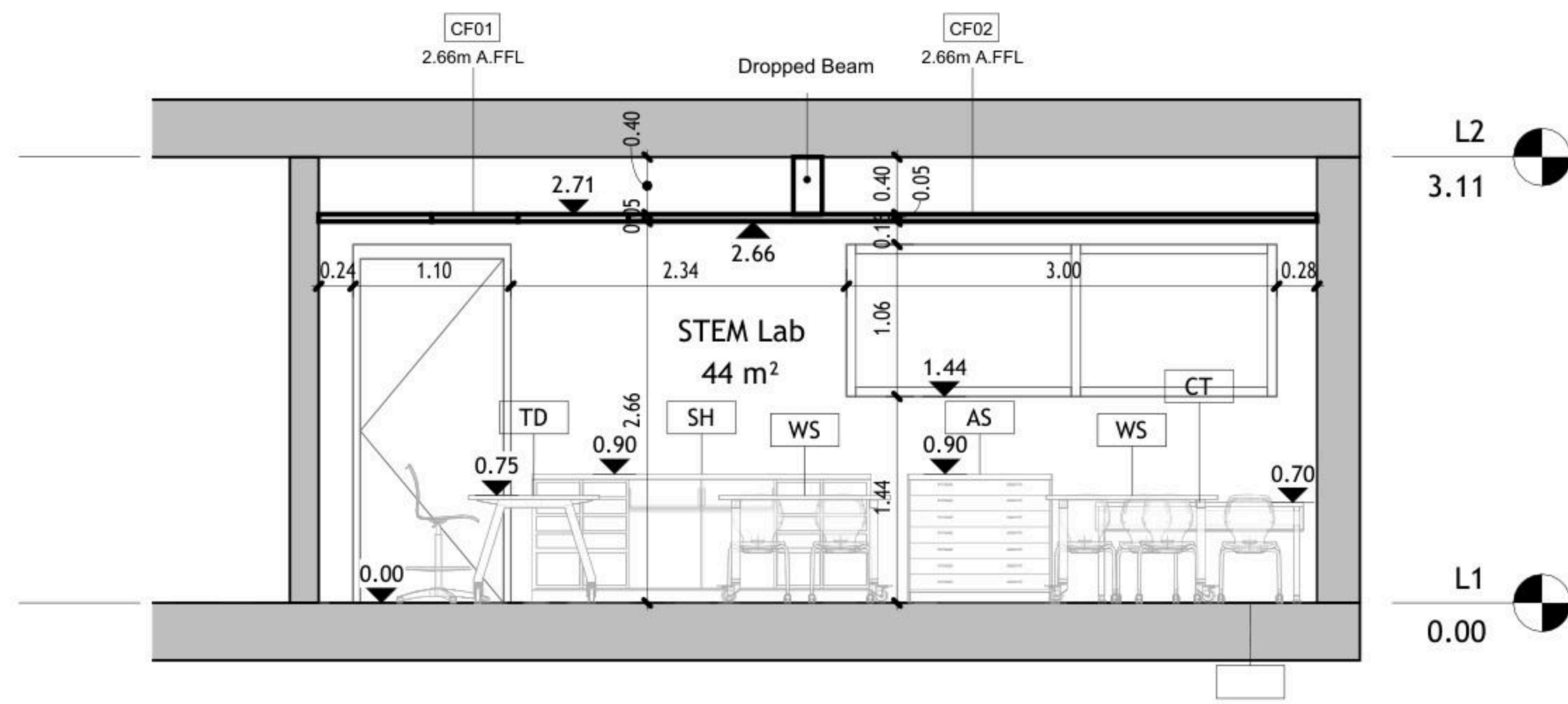
JOB #	DWG #	BLOCK #
	<b>A103</b>	<b>00</b>
SCALE:	1 : 50	REV. #

Ceiling Schedule		
Type Mark	Description	Area
CF01	Gypsum Board	12 m <sup>2</sup>
CF02	60 * 60 Mineral Fiber Tiles	32 m <sup>2</sup>
Grand total: 3		44 m <sup>2</sup>

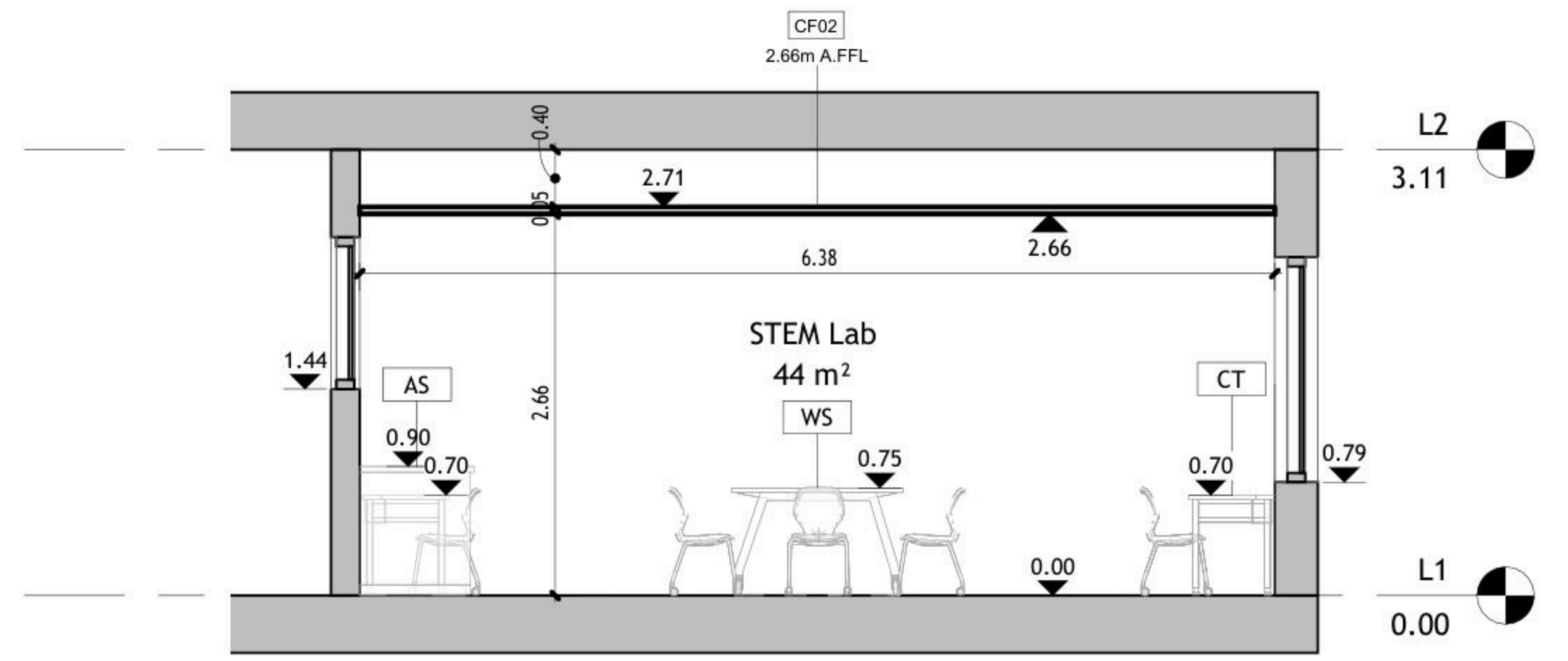


1 Reflected Ceiling Plan  
 1 : 50

1 Elev. A  
1 : 50



2 Elev. B  
1 : 50



DRAWING NOTES:

Contracting Authority:



CONSULTANT:  
**GLOB CONSULTANTS**

Qaddura Street  
Ramallah, Palestine  
Tel 022982405  
email: hqurt@glob-consult.com



THIS DRAWING IS THE COPYRIGHT OF GLOB. CONSULTANTS AND MUST NOT BE RETAINED, COPIED OR USED WITHOUT THE CONSULTANTS' AUTHORIZATION

Rev.	Description	App. by	Date

DESIGNED BY:

APPROVED BY: Dr. Husni Qurt

DWG ISSUE DATE: 9/15/2025

PROJECT:  
**Eight STEM Labs in Middle and Northern Governorates**

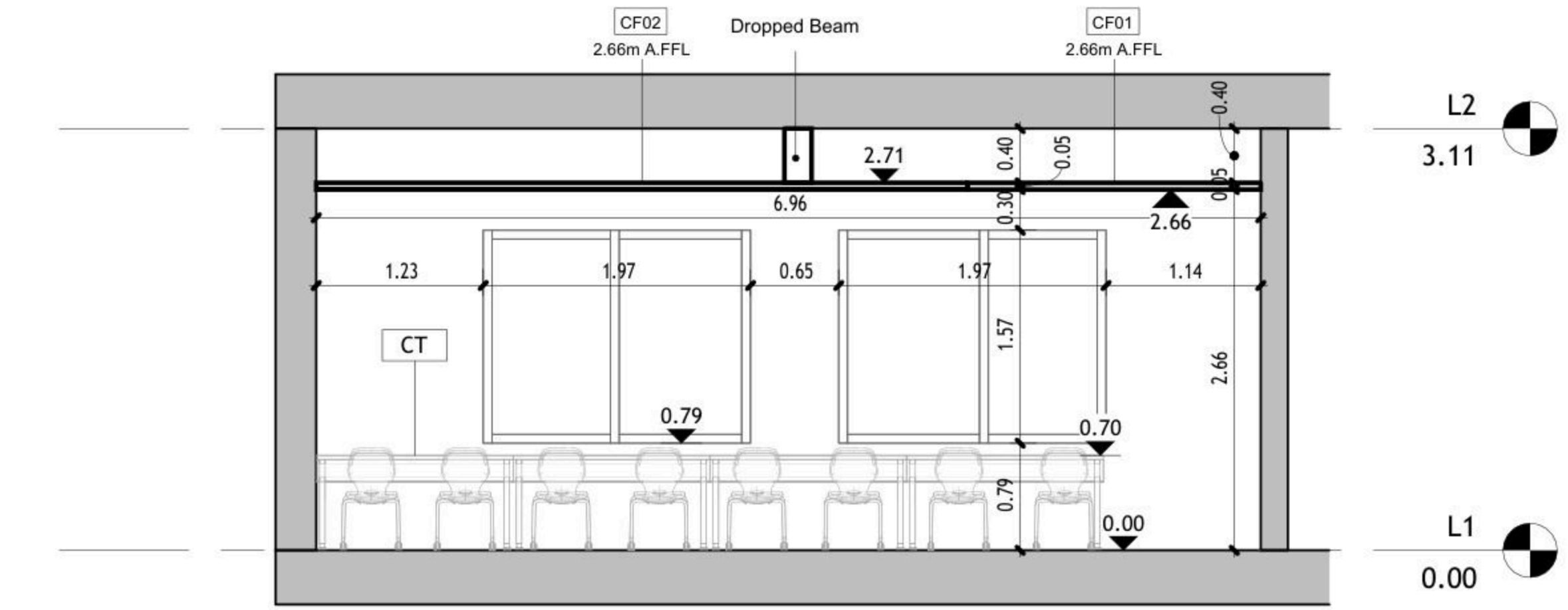
**PSE22001-10070**

Fasayel Secondary Mixed School

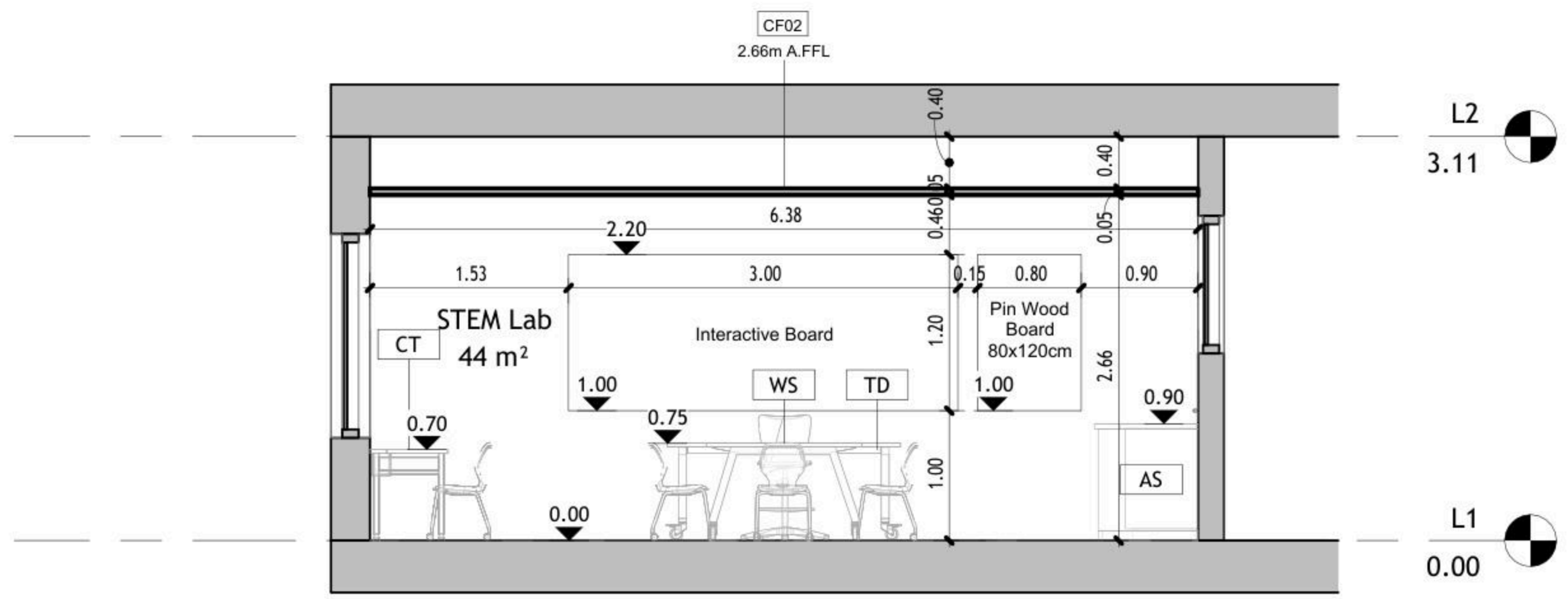
DRAWING TITLE:

**Internal Elevations**

JOB #	DWG # <b>A104</b>	BLOCK # <b>00</b>
SCALE: 1 : 50	Sht. of	REV. #



① Elev. C  
1 : 50



② Elev. D  
1 : 50

DRAWING NOTES:

Contracting Authority:



CONSULTANT:  
**GLOB CONSULTANTS**

Qaddura Street  
Ramallah, Palestine  
Tel 022982405  
email: hqurt@glob-consult.com



THIS DRAWING IS THE COPYRIGHT OF GLOB. CONSULTANTS AND MUST NOT BE RETAINED, COPIED OR USED WITHOUT THE CONSULTANTS' AUTHORIZATION

Rev.	Description	App. by	Date

DESIGNED BY:  
APPROVED BY: Dr. Husni Qurt  
DWG ISSUE DATE: 9/15/2025

PROJECT:  
**Eight STEM Labs in Middle and Northern Governorates**  
**PSE22001-10070**

Fasayel Secondary Mixed School

DRAWING TITLE:

**Internal Elevations**

JOB #	DWG # <b>A105</b>	BLOCK # <b>00</b>
SCALE: 1 : 50	Sht. of	REV. #



NO.	DESCRIPTION	SYMBOL	DESCRIPTION
E000	TITLE&LEGEND		3-PIN,(1-PHASE) 16A SOCKET OUTLET
E101	LIGHTING LAYOUT		DITTO, BUT WEATHER PROOF
E201	EMERGENCY LIGHTING LAYOUT		3-PIN,(1-PHASE) 16A DOUBLE SOCKET OUTLET
E301	POWER LAYOUT		DITTO, BUT WEATHER PROOF
E401	POWER FOR MECH LAYOUT		SOCKET ABOVE FALSE CEILING
E501	LOW VOLTAGE LAYOUT		3-PIN,(1-PHASE) 16A SOCKET OUTLET RED COLOR CONNECTED TO UPS
E601	FIRE ALARM SYSTEM		DITTO, BUT DOUBLE SOCKET OUTLET
E701	POWER DIAGRAMS		(3-PHASE) 16A SOCKET OUTLET
			20A AC SOCKET OUTLET
			FLOOR MOUNTED BOX,16 MODULE
			ELECTRIC BOX.
			EXTRACT FAN,WALL OR INLINE.
			ISOLATING SWITCH,2P,4P
			AC UNIT,OUTDOOR,INDOOR.
			CIRCUIT BREAKER,MCB,MCCB
			EARTH LEAKAGE RELAY (RCD)
			AUTOMATIC TRANSFER SWITCH (ATS)
			TRIP COIL UNIT
			TELEPHONE SOCKET OUTLET
			DATA SOCKET OUTLET
			INDOOR,OUTDOOR INTERCOME OUTLET
			DATA CABINATE
			SATELLITE SOCKET OUTLET
			WALL MOUNTED CAMERA,INDOOR&OUTDOOR
			DOME CAMERA.
			DIGITAL VIDEO RECORDER
			WALL MOUNTED LOUD SPEAKER
			CEILING MOUNTED LOUD SPEAKER
			OUTDOOR HORN LOUD SPEAKER
			AMPLIFIER UNIT
			ADDRESSABLE PHOTO OPTICAL SMOKE DETECTOR
			ADDRESSABLE HEAT DETECTOR
			BREAK GLASS UNIT
			INDOOR SIREN AUDIO ONLY
			OUTDOOR SIREN AUDIOVISUAL.
			ADDRESSABLE FIRE ALARM CONTROL PANEL
			ONE-WAY SWITCH SINGLE POLE ONE GANG, TWO GANG, THREE GANG
			BUSH BUTTON, FOR STAIR CASE LIGHTING
			TWO-WAY/SINGLE POLE SWITCH, INTERMEDIATE, CROSS SWITCH
			ELECTRICAL BELL
			MAIN DISTRIBUTION BOARD
			SUB DISTRIBUTION BOARD

	SYMBOL	DESCRIPTION
A1		RECESSED MOUNTED 60*60, LED 36W , 4000LM, 111LM/W, 4000K, CRI>90, IP40, UGR<19, 50.000HØL80B20, EXTRUDED ALUMINUM BODY, PMMA TRANSPARENT THERMOPLASTIC COVER, ANTI-GLARE MICRO-PRISMATIC SCREEN, WHITE COLOUR.
A2		SURFACE MOUNTED EMERGENCY LIGHTING FIXTURE, 6W, 920LM, 6000K, 50.000H, OPTICS FOR OPEN AREA, POLYCARBONATE BODY,SELF CONTAINED TYPE,EMERGENCY KIT FOR THREE HOURS DURATION.

GENERAL NOTES
<ol style="list-style-type: none"> <li>The lighting, power, and low current systems shall be installed separately from each other, i.e. conduits, wires boxes, Etc.</li> <li>Outlet boxes for switches are to be fixed 130cm above FFL and 12 cm horizontally from the outside edge of the nearest door, except where otherwise indicated.</li> <li>Switches shall be wired in the phase lines only, the neutral conductors shall not be broken.</li> <li>Boxes for sockets outlets are to be installed 60cm above FFL, except in kitchen and where otherwise indicated.</li> <li>All sockets shall be wired in the same manner with the phase always connected to the same pole ( right pole ).</li> <li>The height of the top edge of the power Distribution Board above FFL to be 180 cm.</li> <li>All panel boards shall be with doors, and shall be wether water proof in wet areas.</li> <li>The main C.Bs shall be air insulated, adjustable, with magnetic and thermal 10protection, and have a min. rupturing capacity of 25 k.A.</li> <li>The Miniature CBs shall be of the air insulated type with magnetic and thermal protection and fixed adjustment, the main rupturing capacity of these M.C.Bs shall not be less than 6 K.A.</li> <li>The foundation of the building should be used in the main earth system, but the electrodes are added to the main earth system if the resistance test does not fulfill requirements, typically one Ohm.</li> <li>Galvanized steel strips must be welded to beams every 1.5m in closed loop, and when reaching columns, columns should be sorounded by steel strips and welded well to earthing loop Galvanized steel strips should not be less than 30*3mm Earth resistance measuring shall be carried before backfilling.</li> </ol>

No.	DATE	DESCRIPTION
1		
2		
3		
4		
5		

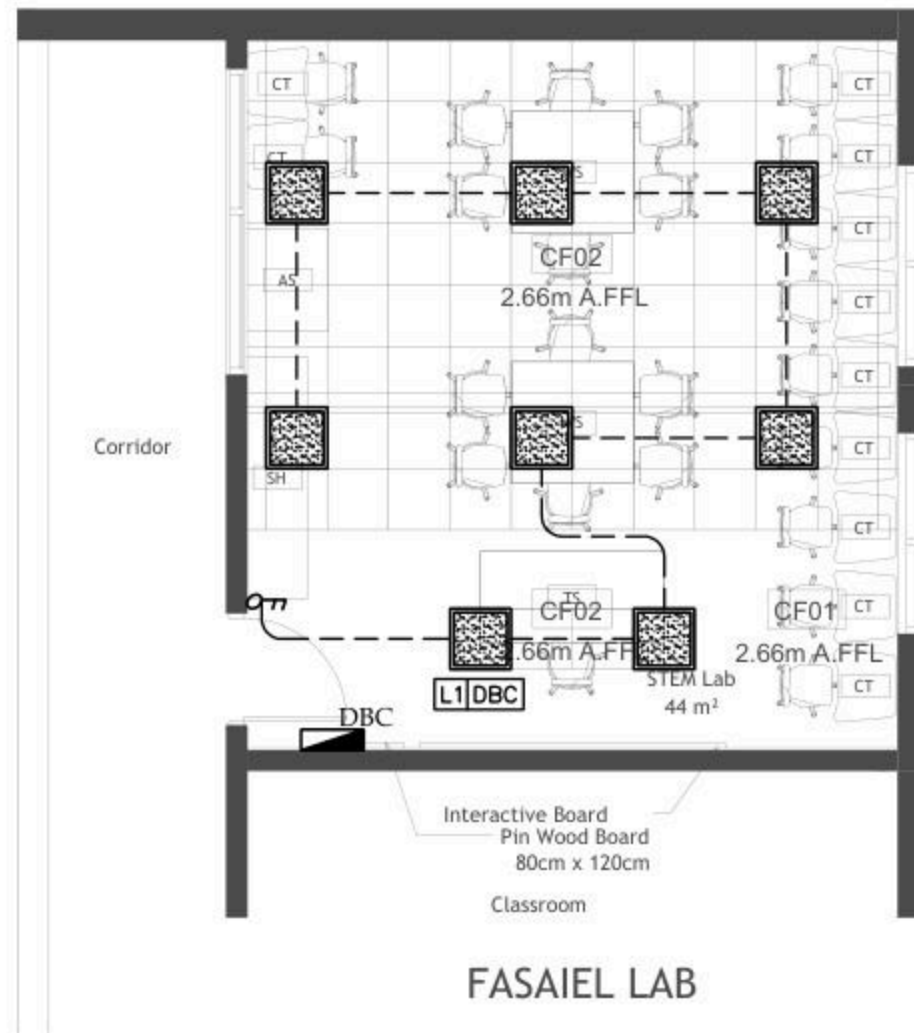


**Orbit** Ramallah  
 Tel.Fax02-2967876  
 E.Mail :info@orbit.ps  
 Website :www.orbit.ps  
**Orbit Consultant Engineers**

Electrical Engineering  
 Designed by: E.E.GUSH ABU JAW  
 Drawn by: Team  
 Checked by: E.E.Abed Abu Ma  
 Approved by: E.E.Ramadan Tol  
**FASAIEL DESIGN**

**TITLE AND LEGEND**  
 Date: OCT 2025  
 Scale: 1/100  
 City: RAMALLAH  
 Ref: GLOBE  
**E 000**

NOTES



No.	DATE	DESCRIPTION
1		
2		
3		
4		
5		



Ramallah  
Tel. Fax02-2967876  
E-Mail : info@orbit.ps  
Website : www.orbit.ps  
Orbit Consultant Engineers

Electrical Engineering

Designed by: E.E. Osama Abu Ali

Drawn by: E.E. Osama Abu Ali

Checked by: E.E. Abdel Hady Abu Ali

Approved by: E.E. Ramallah

*[Signature]*

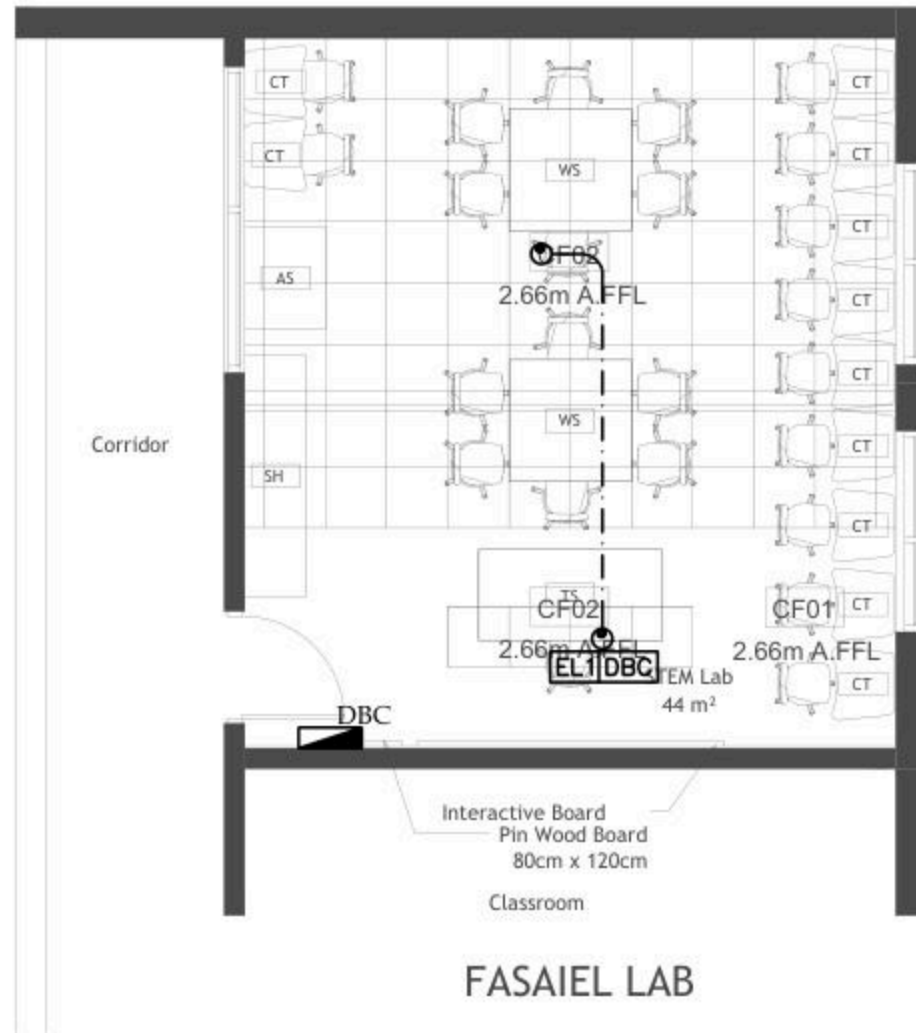
FASAIEL DESIGN

LIGHTING LAYOUT

Date: 06.11.2025  
Scale: 1/100  
City: RAMALLAH  
Ref: GLO08

E 101

NOTES



No.	DATE	DESCRIPTION
1		
2		
3		
4		
5		



Ramallah  
Tel. Fax 02-2967876  
E-Mail: info@orbit.ps  
Website: www.orbit.ps  
Orbit Consultant Engineers

Electrical Engineering

Designed by: T.E. OSMAN ABU ALA  
Drawn by: T. Sagem  
Checked by: T.E. Albet Abu Ala  
Approved by: T.E. Ramallah Sufi

*T. Sagem*

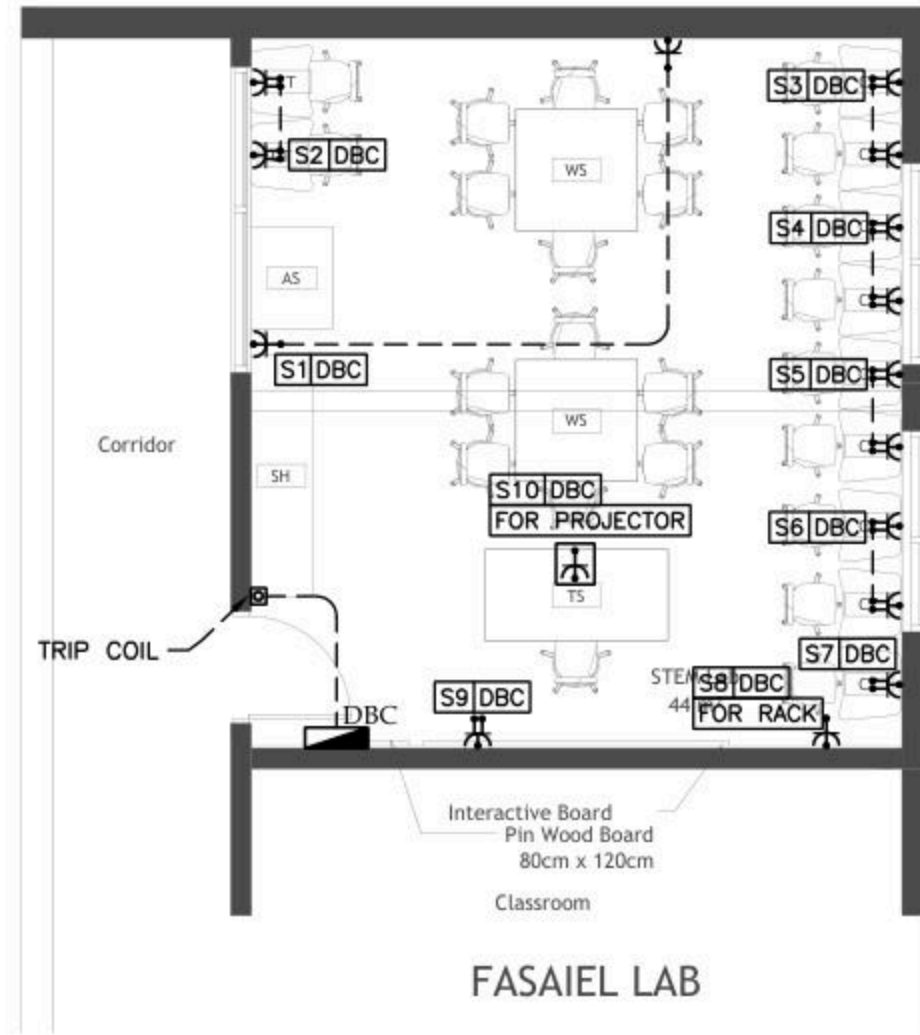
FASAIEL DESIGN

EMERGENCY LIGHTING LAYOUT

Date: OCT. 2025  
Scale: 1/100  
City: RAMALLAH  
Ref: GLO08

E 201

NOTES



No	DATE	DESCRIPTION
1		
2		
3		
4		
5		



Ramallah  
Tel. Fax 02-2967876  
E-Mail : info@orbit.ps  
Website : www.orbit.ps  
Orbit Consultant Engineers

Electrical Engineering  
Designed by: E.E. Osama Abu Ali  
Drawn by: E.E. Osama Abu Ali  
Checked by: E.E. Osama Abu Ali  
Approved by: E.E. Osama Abu Ali

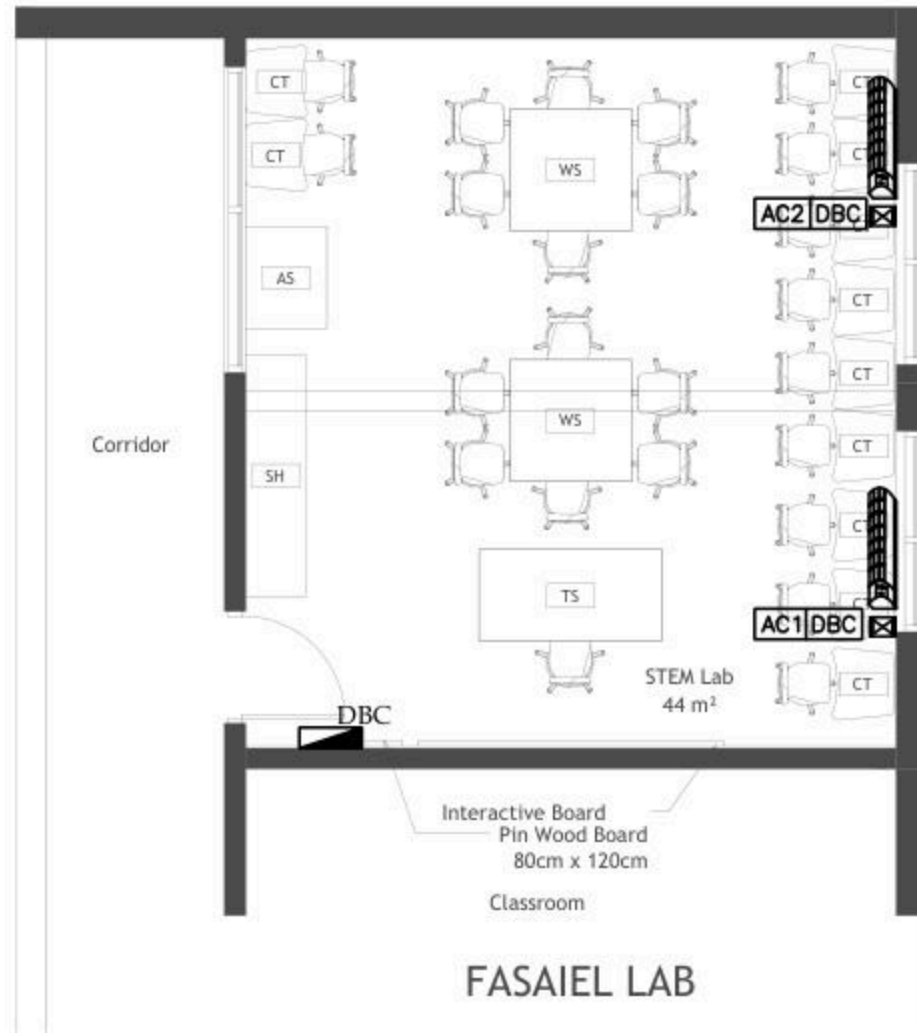
FASAIEL DESIGN

POWER LAYOUT

Date:	06.11.2025
Scale:	1/100
City:	RAMALLAH
Ref:	GLOBE

E 301

NOTES



No.	DATE	DESCRIPTION
1		
2		
3		
4		
5		



Ramallah  
Tel. Fax02-2967876  
E.Mail : info@orbit.ps  
Website : www.orbit.ps  
Orbit Consultant Engineers

Electrical Engineering

Designed by: E.E. Osama Abu Ali

Drawn by: E.E. Osama Abu Ali

Checked by: E.E. Osama Abu Ali

Approved by: E.E. Osama Abu Ali

*OSAMA*

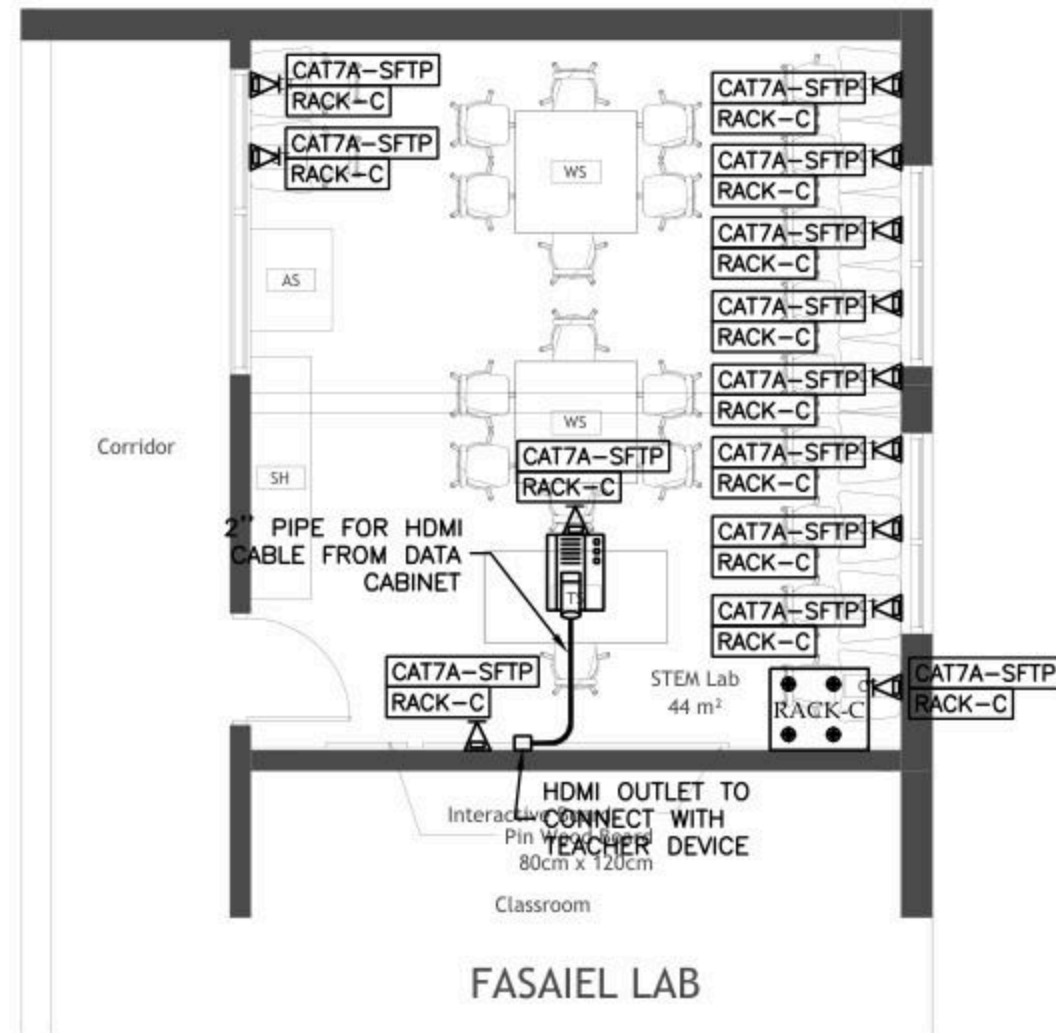
FASAIEL DESIGN

POWER FOR MECH

Date: 06.11.2025  
Scale: 1/100  
City: RAMALLAH  
Ref: GLO08

**E 401**

NOTES



No	DATE	DESCRIPTION
1		
2		
3		
4		
5		



Ramallah  
Tel: Fax02-2967876  
E-Mail: info@orbit.ps  
Website: www.orbit.ps  
Orbit Consultant Engineers

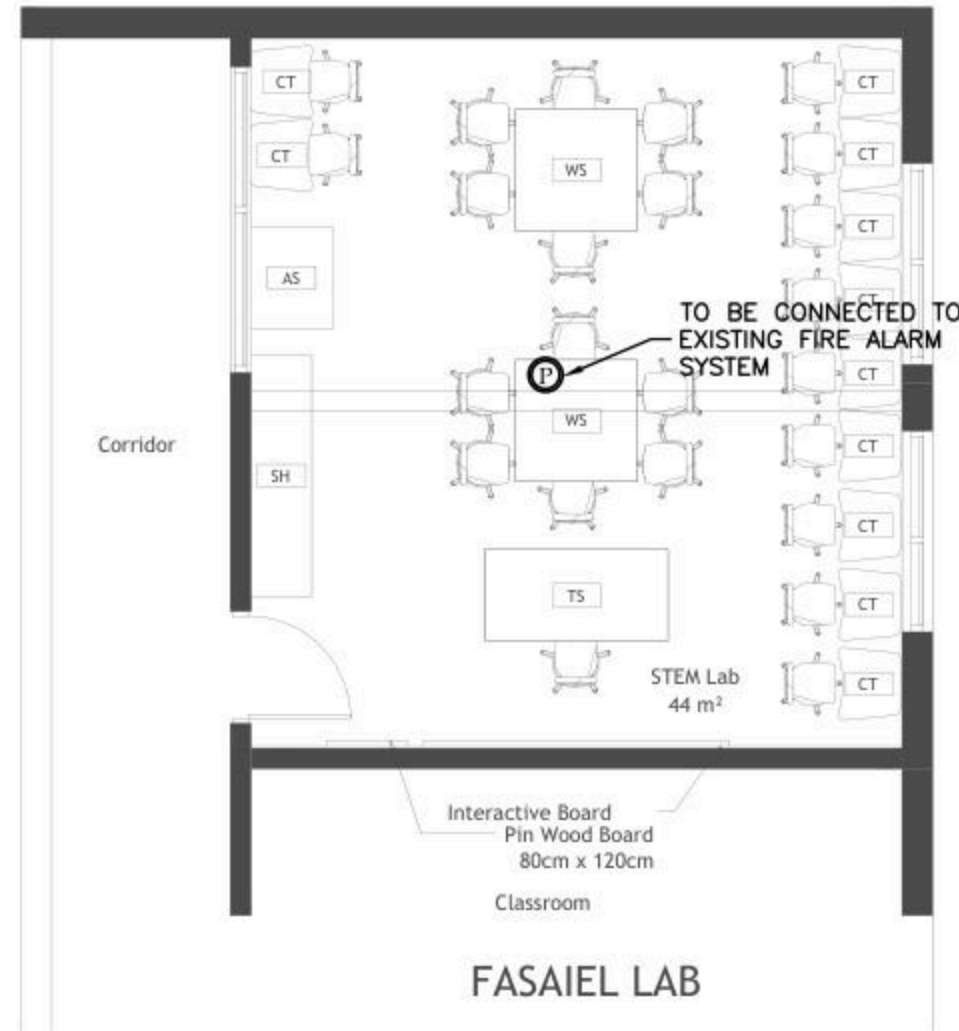
Electrical Engineering  
Designed by: E.E. Osama Abu Ali  
Drawn by: E.E. Osama Abu Ali  
Checked by: E.E. Osama Abu Ali  
Approved by: E.E. Osama Abu Ali

FASAIEL DESIGN

LOW VOLTAGE LAYOUT

Date:	06.11.2025	E 501
Scale:	1/100	
City:	RAMALLAH	
Net:	GLOBE	

NOTES



No.	DATE	DESCRIPTION
1		
2		
3		
4		
5		



Ramallah  
Tel. Fax 02-2967876  
E-Mail : info@orbit.ps  
Website : www.orbit.ps  
Orbit Consultant Engineers

Electrical Engineering  
Designed by: F.E. Osama Abu Ali  
Drawn by: F. Saqan  
Checked by: F.E. Abdel Hady Abu Ali  
Approved by: F.E. Ramallah Saif

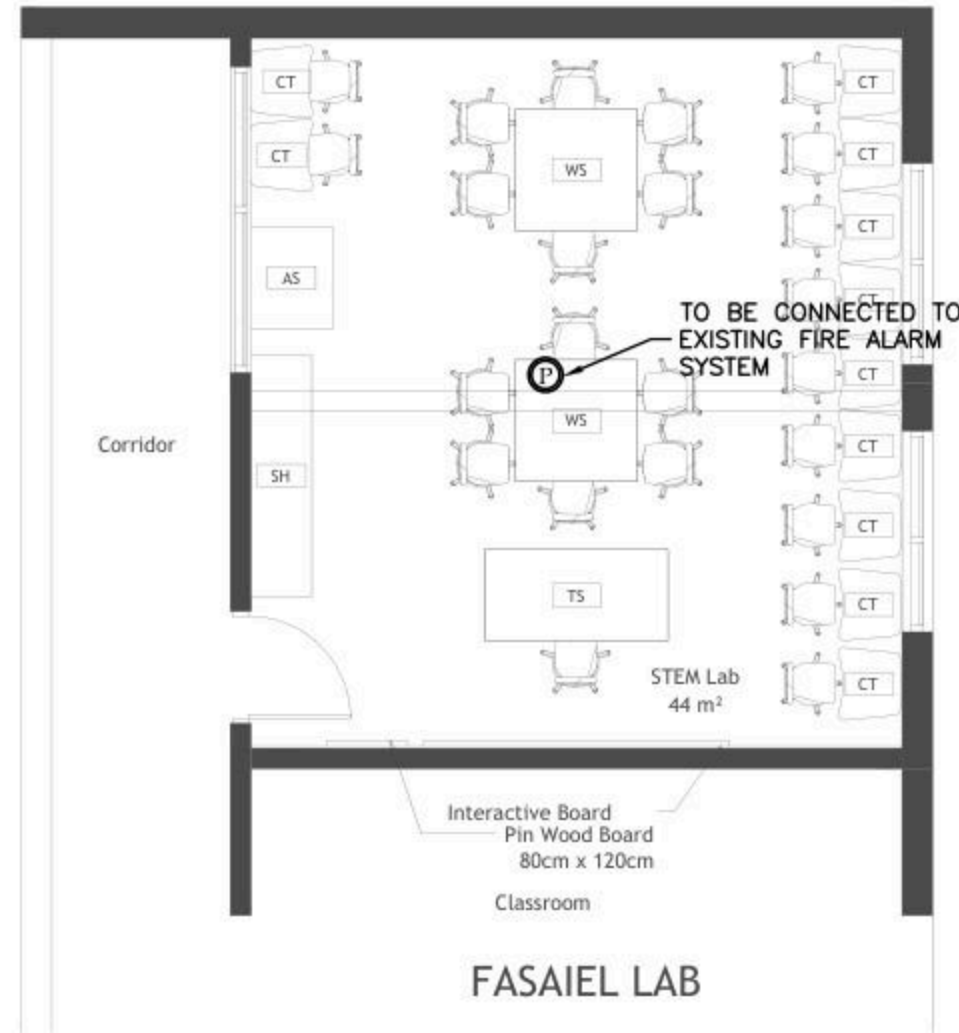
FASAIEL DESIGN

FIRE ALARM LAYOUT

Date: OCT. 2025  
Scale: 1/100  
City: RAMALLAH  
Ref: GLO08

E 601

NOTES



No.	DATE	DESCRIPTION
1		
2		
3		
4		
5		



Ramallah  
Tel: Fax02-2967876  
E-Mail: info@orbit.ps  
Website: www.orbit.ps  
Orbit Consultant Engineers

Electrical Engineering  
Designed by: F.E. Osama Abu Ali  
Drawn by: F. Saqan  
Checked by: F.E. Abdel Hady Abu Ali  
Approved by: F.E. Ramallah Saif

FASAIEL DESIGN

FIRE ALARM LAYOUT

Date: OCT. 2025  
Scale: 1/100  
City: RAMALLAH  
Ref: GLO08

E 601